



International Shooting Sport Federation
Internationaler Schiess-Sportverband e.V.
Fédération Internationale de Tir Sportif
Federación Internacional de Tiro Deportivo
ISSF • Bavariaring 21 • D-80336 München • Germany
Phone: +49-89-5443550 • e-mail: munich@issf-shooting.org
Fax: +49-89-54435544 • internet: <http://www.issf-shooting.org>

PISTOL RULES

FOR

50 m Pistol

25 m Rapid Fire Pistol

25 m Center Fire Pistol

25 m Standard Pistol

25 m Pistol

10 m Air Pistol

Edition 2001 (Fourth printing, 02/2003)

Effective 1st January 2001.



CHAPTERS

- 8.1.0 GENERAL
- 8.2.0 SAFETY
- 8.3.0 RANGE AND TARGET STANDARDS
- 8.4.0 EQUIPMENT AND AMMUNITION
- 8.5.0 COMPETITION OFFICIALS
- 8.6.0 SHOOTING EVENTS PROCEDURES AND COMPETITION RULES
- 8.7.0 FIRING POINT ALLOCATION AND ELIMINATION EVENTS
- 8.8.0 MALFUNCTIONS
- 8.9.0 RULES OF CONDUCT FOR SHOOTERS AND OFFICIALS
- 8.10.0 EQUIPMENT CONTROL
- 8.11.0 SCORING PROCEDURES
- 8.12.0 TIE-BREAKING
- 8.13.0 PROTESTS AND APPEALS
- 8.14.0 FINALS IN THE OLYMPIC EVENTS
- 8.15.0 PISTOL EVENT TABLE
- 8.16.0 PISTOL SPECIFICATION TABLE
- 8.17.0 INDEX

NOTE: Where figures and tables contain specific information, these have the same authority as the numbered rules.



8.1.0 GENERAL

- 8.1.1** These Rules are part of the Technical Rules of the ISSF and apply to all pistol events.
- 8.1.2** All shooters, team leaders and officials must be familiar with the ISSF Rules and must ensure that these Rules are enforced. It is the responsibility of each shooter to comply with the rules.
- 8.1.3** When a Rule refers to right-handed shooters, the reverse of that Rule refers to left-handed shooters.
- 8.1.4** Unless a Rule applies specifically to a men's or women's event, it must apply uniformly to both men's and women's events.

8.2.0 SAFETY

SAFETY IS OF PARAMOUNT IMPORTANCE.

- 8.2.1** ISSF Rules state only specific safety requirements which are required by the ISSF for use in ISSF Championships. The safety of a shooting range depends to a large extent on local conditions, and additional safety rules may be established by the Organizing Committee. The Organizing Committee must know the principles of range safety and take the necessary steps to apply them. The Organizing Committee bears the responsibility for safety. Team officials and shooters must be advised of any special regulations.
- 8.2.2** The safety of shooters, range personnel and spectators requires continued and careful attention to the handling of pistols and caution in moving about the range. Self-discipline is necessary on the part of all. Where such self discipline is lacking, it is the duty of range officials to enforce discipline and the duty of shooters and team officials to assist in such enforcement.
- 8.2.3** In the interest of safety, a Jury Member or a range official may stop the shooting at any time. Shooters and team officials must notify immediately range officers or Jury Members of any situation that may be dangerous or which may cause an accident.
- 8.2.4** An Equipment Inspector, Range Officer, or Jury Member may pick up a shooter's equipment (including a pistol) for control without his permission, but in his presence and with his knowledge. However, immediate action must be taken when a matter of safety is involved.
- 8.2.5** To ensure safety, all pistols must be handled with maximum care at all times. The pistol must not be removed from the firing line during the course of fire except with the permission of range officials.
- 8.2.5.1** Pistols may be loaded only on the firing point and only after the command or signal "**LOAD**" or "**START**" is given. No magazine or chamber may be filled, or loaded with a cartridge or pellet, before these commands are given. At all other times, the pistols must be kept unloaded. Officials must ensure that shooters have the necessary time to load.



- 8.2.5.2** Before the shooter leaves the firing point, the shooter must ascertain and the Range Officer **must verify** that the action is open and there are no cartridges or pellets in the chamber or magazine. If a shooter boxes his pistol or removes it from the firing point without having it checked by the Range Officer, he may be disqualified.
- 8.2.5.3** Dry firing and aiming exercises are permitted, but only with the permission of the Range Officer and only on the firing line or in a designated area. Handling of pistols is not permitted when operating personnel are forward of the firing line.
- 8.2.5.3.1** **Dry Firing** means the release of the cocked trigger mechanism of an unloaded cartridge pistol or the release of the trigger mechanism of an air or gas pistol fitted with a device which enables the trigger to be operated without releasing the propelling charge (air or gas).
- 8.2.5.4** If a shooter fires a shot before the command "**LOAD**" or "**START**", or after the command "**STOP**" or "**UNLOAD**" has been given he may be disqualified.
- 8.2.5.5** During the competition the pistol may be put down only after the cartridge(s) and/or magazine are removed and the action is open. Air and gas pistols must be made safe by opening the cocking handle and/or loading port.
- 8.2.5.6** During the competition the pistol must always be pointed in a safe direction. In the range, when the pistol is not on the firing point, it must always be in its case, unless otherwise authorized by a Range Officer.
- 8.2.6** When the command or signal "**STOP**" is given, shooting must stop immediately. When the command "**UNLOAD**" is given all shooters must unload their pistols, and make them safe, empty magazines, if any, and place them on the shooting bench. Shooting may only be resumed when the appropriate command or signal "**START**" is given again.
- 8.2.7** The Chief Range Officer, or other appropriate range officials, is responsible for giving the commands "**LOAD**", "**START**", "**STOP**", "**UNLOAD**" and other necessary commands. The Range Officers must also ensure that the commands are obeyed and that pistols are handled safely.
- 8.2.7.1** Any shooter who **touches a pistol or magazine**, except to unload them, without the permission of the Range Officer, after the command "**STOP**" or "**UNLOAD**" has been given, may be disqualified.
- 8.2.8** **Ear Protection**



All shooters and other persons in the immediate vicinity of the firing line are urged to wear ear plugs, ear muffs, or similar ear protection. Ear protectors incorporating any type of receiving devices are not permitted for shooters.

8.2.9 Eye Protection

All shooters are urged to wear shatterproof shooting glasses or similar eye protection while shooting.

8.3.0 RANGE AND TARGET STANDARDS

Detailed target and range standards may be found in the Technical Rules.

8.4.0 EQUIPMENT AND AMMUNITION

8.4.1 General

8.4.1.1 Shooters must use only equipment and apparel that complies with ISSF Rules. Anything (pistols, devices, equipment, accessories, etc.) which may give a shooter an unfair advantage over others and which is not mentioned in these Rules, or which is contrary to the spirit of the ISSF Regulations and Rules, is prohibited. The shooter is responsible for submitting all pistols, equipment and any questionable apparel for official inspection and approval to Equipment Control prior to the beginning of a competition. Team leaders are equally responsible for ensuring that the shooter's equipment and apparel comply with the ISSF Rules and Regulations. The Jury has the right to examine a shooter's equipment and apparel at any time.

8.4.1.1.1 The shooter must use the **same pistol in all stages and series** of an event unless it ceases to function. **(See Malfunction Rules 8.8.0)**

8.4.1.2 Wind flags

Private wind indicators are prohibited.

8.4.1.3 Sound Producing Equipment

Only sound reducing devices may be used. Radios, tape recorders, or any type of sound producing or communication systems are prohibited during competitions and official training.

8.4.1.4 The use of **mobile telephones**, walkie-talkies pagers or similar devices by competitors, coaches and team officials while within the competition area is prohibited. All mobile telephones etc. must be switched **OFF**.

8.4.1.5 **Smoking** on the range and in the spectator area is prohibited.

8.4.1.6 The use of **flash photography** is prohibited.

8.4.2 Standards for all pistols

8.4.2.1 **Grips:** See the Pistol Specification Table **8.16.0**



8.4.2.1.1 Neither the **grip nor any part of the pistol** may be extended or constructed in any way that would allow it to touch beyond the hand. The wrist must remain visibly free when the pistol is held in the normal firing position. Bracelets, wristwatches, wristbands, or similar items are prohibited on the hand, and arm, which holds the pistol.

8.4.2.1.2 **Adjustable grips** are permitted providing when adjusted for the shooter's hand they conform to the rules for the event. The adjustment must not be changed after the Equipment Control checks in any way that would conflict with the ISSF Rules.

8.4.2.2 **Barrels:** See the Pistol Specification Table **8.16.0**

8.4.2.3 **Sights**

Only **open sights are allowed**. Optical, mirror, telescope, laser-beam, electronically projected dot, sights etc., are prohibited. Any aiming device programmed to activate the firing mechanism is prohibited. No **protective covering** is permitted on front or rear open sights.

8.4.2.3.1 Correcting **lenses and/or filters** must not be attached to the pistol. **Correction glasses** and/or filters may be worn by the shooter.

8.4.2.4 **Triggers**

8.4.2.4.1 **Electronic triggers** are allowed providing;

- all their components are firmly attached to and contained within the frame or grip of the pistol;
- the trigger is operated by the hand that holds the pistol;
- all components are included when the pistol is submitted for inspection by Equipment Control ;
- the pistol with all components installed complies with the rules governing dimensions and weight for that event.

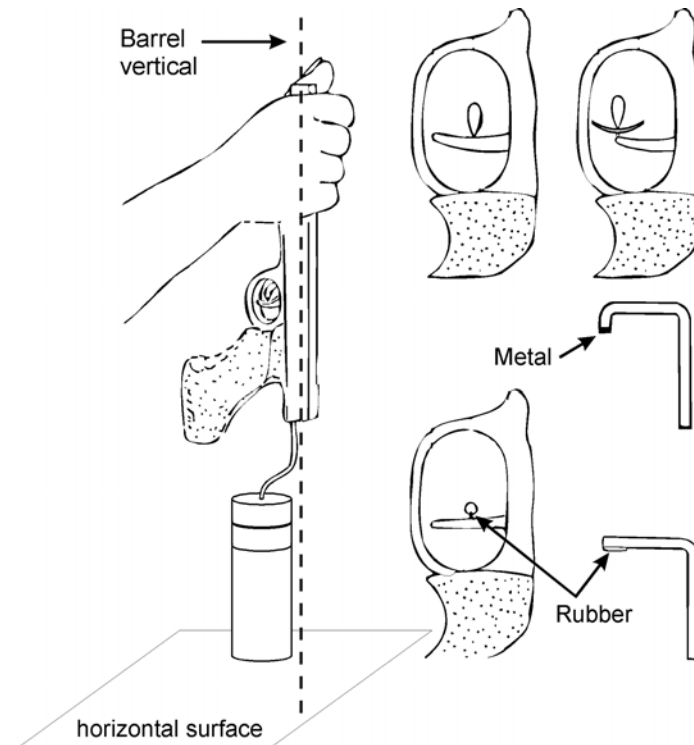
8.4.2.4.2 **Measuring the Weight of the Trigger Pull**

8.4.2.4.2.1 The weight of the trigger pull must be measured, with the test weight suspended near the middle of the trigger (see illustrations) and the barrel held vertically. The weight must be placed on a horizontal surface and lifted. The minimum weight of the trigger pull must be maintained throughout the competition. A maximum of three (3) attempts to lift the weight is allowed.

8.4.2.4.2.2 The appropriate trigger test weight that may be used for random checks will also be made available to the shooters on the range before and during the competition, and before the Finals, to allow them to check that the weight of the trigger pull has not changed so as to contravene the Rules. When testing air or gas actuated pistols, the propellant charge should be activated.



- 8.4.2.4.2.3** Random Trigger Weight control checks should be conducted immediately after the last series in all elimination and qualification events of Air Pistol, 25 m Center Fire Pistol, 25 m Pistol and 25 m Standard Pistol. One shooter should be selected from each Range Section (or eight firing positions for Air Pistol) by drawing of numbered lots by the Range Jury. Range Officers must then conduct the tests before pistols are returned to their cases. Any shooter whose pistol fails this test must be disqualified.



Measuring the Weight of the Trigger Pull

Note: A weight with a metal or rubber knife-edge must be used. A roller or other round configuration on the test weight is not permitted.

- 8.4.2.5** **Measuring Box and details of Grips:** see the Pistol Specification Table **8.16.0**

- 8.4.2.6** **Case catchers** are allowed providing the pistol complies with all the Rules (dimensions and weights) when fitted. This must be marked on the Control Card by Equipment Control.

8.4.3 **Specific Standards for all 25 m Events**

- 8.4.3.1** The center line of the bore must pass above the web (between thumb and forefinger) of the hand holding the pistol in the normal firing position.

- 8.4.3.2** The barrel length is measured as follows:

Semiautomatic From the muzzle to the breech face (barrel plus chamber).

Revolver Barrel only (excluding cylinder).



8.4.3.3 Rapid Fire Pistol

Any type of caliber 5.6 mm (.22") rim fire pistol may be used:

8.4.3.3.1 Special grips are permitted provided they remain within the overall dimension standards.

8.4.3.4 Center Fire Pistol

Any Center Fire Pistol except single shot of caliber 7.62 mm to 9.65 mm (.30" - .38"). For safety reasons high power type "magnum" ammunition is not allowed.

8.4.3.5 25 m Pistol and 25 m Standard Pistol

Any caliber 5.6 mm (.22") rim fire pistol, chambered for Long Rifle cartridges, except single shot, may be used.

8.4.4 50 m Pistol

Any caliber 5.6 mm (.22") rim fire pistol may be used.

8.4.4.1 The pistol used in the 50 m Pistol event may be loaded with one (1) cartridge only.

8.4.4.2 Hand covers for 50 m Pistol are permitted, providing they do not cover the wrist.

8.4.5 Air Pistol

Any caliber 4.5 mm (.177") compressed air or gas pistol may be used.

8.4.5.1 Measuring Box and details of Grips: see Pistol Specification Table **8.16.0**.

8.4.5.2 The pistol used in the Air Pistol event may be loaded with one (1) pellet only.

8.4.6 SPARE

8.4.7 SPARE



8.4.8 Ammunition

All projectiles used must be made of lead or similar soft material only. Jacketed projectiles are not permitted.

Event	Caliber	Other specifications
10 m Air Pistol	4,5 mm (.177")	
25 m Center Fire Pistol	7.62 mm – 9.65 mm (.30"-.38")	For safety reasons high power type "magnum" ammunition is not allowed.
25 m Pistol 25 m Standard Pistol	5.6 mm (.22" lr)	Rim fire Long Rifle.
25 m Rapid Fire Pistol 50 m Pistol	5.6 mm (.22")	Rim fire.

8.4.9 Clothing Regulations

The use of any devices, means or garments, that support or immobilize the shooter's body, arms, wrist, legs or ankles are not allowed. Low-sided shoes should be worn. Any high-sided type shoes (such as Rifle, Basketball, or Ski boots, etc.) which cover the ankle bone, or could give support, are not permitted. **Shoes will be checked at Equipment Control. Clothing will be checked on the firing line.**

8.4.9.1 Start (Bib) Numbers must be worn by all shooters, on their backs and above the waist, at all times while participating in official training or competitions. If the Start (Bib) Number is not worn, the shooter may not commence/continue.

8.4.9.2 ALL SHOOTERS MUST COMPLY with the ISSF Eligibility and Sponsorship Rules (SECTION 4 of the Official Statutes Rules and Regulations). This Section covers the rules to compete in ISSF competitions and such matters as: Emblems, Sponsorship, Advertising and Commercial Marking of Clothing together with Controls and Sanctions.

8.4.10 Accessories

8.4.10.1 Spotting Telescopes

The use of telescopes not attached to the pistol to locate shots is permitted for 25 m and 50 m events only.



8.5.0 COMPETITION OFFICIALS

A Range Jury must be appointed to supervise the conduct of events.

8.5.1 Target Line Jury Members

8.5.1.1 For 25 m events when **using paper targets**, a Jury Member from the Classification Jury and/or the Pistol Jury must be appointed for each section of target groups or for each five to ten targets (i.e. one per Target Officer). He must accompany the Target Officer at the Target Line.

8.5.1.2 The **Target Line Jury Member** must check that the targets are inspected before scoring commences, looking for the correct number of shots, proximity to the scoring lines, etc. Doubtful situations will be resolved before scoring commences.

8.5.1.3 Decisions on doubtful situations must be made simultaneously by two Jury Members and the Target Officer. The **Target Line Jury Member** will act as chairman and will insert the **plug gauge**, if necessary.

8.5.1.4 The Target Line Jury Member must ensure that all **results recorded** by the Second Register Keeper at the Target Line are correct, also that **Jury decisions are duly noted** and certified on the score cards.

8.5.1.5 The Target Line Jury Member must ensure that the targets **are not patched, and shots are not indicated** by the colored discs until **after doubtful situations have been resolved** and the score has been recorded correctly by the Second Register Keeper.

8.5.1.6 When scoring is undertaken on the range using **electronic scoring equipment**, a member(s) of the Classification Jury will be present to assist in the resolution of any matters relating to scoring. Members of the Pistol Jury must assist in cases where decisions need to be taken and there are only two or less Jury Members available from the Classification Jury.

8.5.1.6.1 **Prior to the commencement** of each relay of an event, a Jury Member must inspect the electronic scoring targets to confirm the following:

8.5.1.6.1.1 That there are no **shot holes** on the white surface of the target.

8.5.1.6.1.2 Any **shot marks** on the frame are clearly indicated.

8.5.1.6.1.3 The **backing targets** have no shot holes in them, for 25 m events.

8.5.1.6.1.4 The **backing card** at the rear of the 25 m and 50 m target is free of shot holes.

8.5.1.6.1.5 For 25 m events the **proof sheets** are renewed.



8.5.2 Duties and Functions of the Chief Range Officer

A Chief Range Officer must be appointed for each event on a specific range. The Chief Range Officer is:

- In charge of all Range Officers and Range Personnel and is responsible for the correct conduct of the shooting event and, where centralized control is exercised, he will be responsible for all range commands.
- Participates in the drawing of lots for the assignment of firing points
- Responsible for the rapid correction of any equipment failures and for making available the necessary experts and material to operate the range. The Chief Range Officer must resolve any irregularities which other Range Officers cannot resolve.
- Responsible for the efficient and rapid scoring of all targets in co-operation with the Chief Classification Officer.
- Responsible for assuring the co-operation of all Range Personnel with the Jury.

8.5.3 Duties and Functions of the Range Officer

A Range Officer must be appointed for each section of target groups, or for each five to ten firing points.

Range Officers must:

- Be responsible to the Chief Range Officer for the conduct of the competition in the target section entrusted to them but must cooperate with Jury Members at all times.
- Call the shooters on to their firing points.
- Check the names and identification numbers of shooters to ensure that they correspond with the start list, range register and small scoreboards. If possible this should be completed before the start of the preparation period.
- Ensure that the pistols, equipment and accessories of shooters have been examined and approved.
- Check the shooter's shooting positions and advise the Jury of any irregularities.
- Give the required or necessary commands.
- Take any necessary actions following a malfunction, protest, disturbance or any other matter arising during the competition.
- Be responsible for the accurate recording of shots by the Register Keepers when using paper targets.
- Supervise the correct operation of the targets.



- Receive protests and pass them on to a Jury Member.
- Be responsible for the recording of all irregularities, disturbances, penalties, malfunctions, crossfires, extra time allowed, repeated shots or series, etc. on an incident report, range register and the target or printer strip and on the small scoreboard when appropriate.

8.5.4 Duties and Functions of the Register Keeper – Paper Targets

A Register Keeper should be appointed for each firing point. Register Keepers must:

- Fill out or verify the corresponding information on the scorecard and scoreboard, (shooters name, identification number, firing point number, etc.).
- Inform the shooter when his sighting and competition targets are ready for firing. The shooter must inform the Register Keeper clearly whether he wishes to fire sighting or competition shots; this must be confirmed by the Register Keeper. In order to avoid language difficulties the shooter may be given two cards with the words **SIGHTING** and **COMPETITION**. In addition, each card should be imprinted with a small replica of a sighter or competition target. The shooter merely has to show the Register Keeper the appropriate card.
- Have a telescope if remote operated target changing is used. If the Register Keeper controls the target changing, he must wait a few seconds before signaling to change the target, in order to give the shooter the opportunity to spot his shot.
- Enter the preliminary value of every shot on the scorecard and on the scoreboard above or beside his desk for the benefit of the spectators.
- On ranges where the targets are returned mechanically to the firing line, collect the target(s) immediately after each series of ten shots and place it/them in a locked container to be collected by authorized personnel for delivery to the Classification Office.
- Refrain from any conversation with the shooter or from making any other comments regarding the score or the time remaining in the competition

8.5.5 Target Operator

In the timed events and courses, the Target Operator operates the target control and timing mechanism under the direction of the Range Officer.



8.5.6 Target Officer – Paper Targets

A Target Officer must be appointed for each section of target groups or for each five to ten targets. The number of Target Officers must **correspond** to the number of Range Officers.

The Target Officer must:

- Be responsible for the group of targets entrusted to him.
- In the 25 m events, he must call to the **attention of the Jury Member** all hits of doubtful value and, after the decision is made, he must signal the location and value of shots.
- Ensure that targets are scored rapidly, accurately and efficiently marked, patched and/or changed, as necessary and as required by the Rules.
- **Assist to resolve** doubtful situations according to ISSF Rules and in co-ordination with the Range Officer and the Jury.

8.5.6.1 Target Officer – Electronic Scoring Targets

Target Officers must ensure that there are no shot holes on the white surface of the target, and that any shot marks on the frame are clearly indicated, patch the **backing targets** and patch or change the **backing cards and control sheets**.

8.5.6.2 Technical Officers – Electronic Scoring Targets

Technical Officers may be appointed to operate and maintain the Electronic Scoring Target equipment, they may offer advice to range officers and jury members but must not take any decisions.

8.5.7 Second Register Keeper – Paper targets

All stages of all the 25 m events are **scored officially** on the range. The Second Register Keeper is at the target line. He must **record scores** on the score cards as called by the Target Officer. If there is a difference between the score marked by the Register Keeper and the Second Register Keeper which cannot be resolved, the score recorded by the Second Register Keeper will be the valid one.

8.5.8 Marker – Paper targets

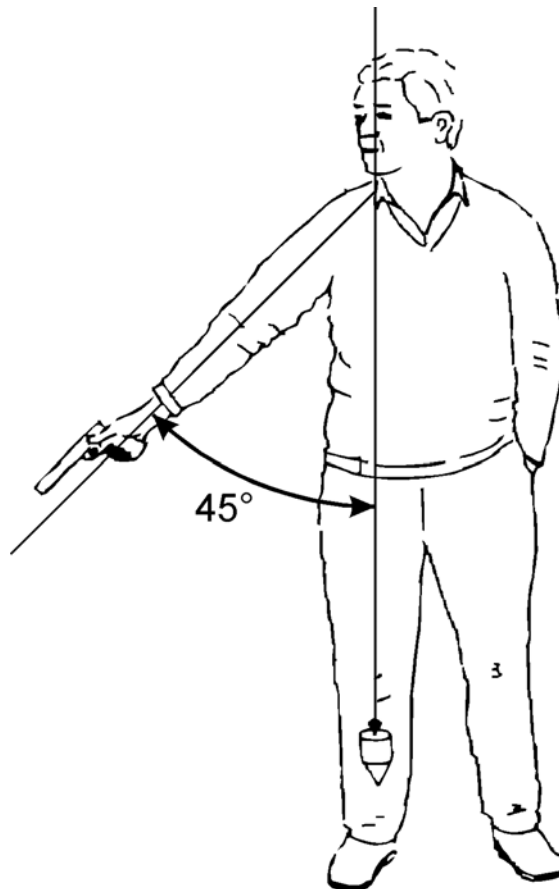
In the 25 m events, which are scored officially on the range, the Marker must **patch the holes** on the target, and on the backing targets, or change targets only after scoring is completed.



8.6.0 SHOOTING EVENTS PROCEDURES AND COMPETITION RULES

8.6.1 Position

- 8.6.1.1** The shooter must stand free, without support, completely within the firing point. The pistol must be held and fired with one hand only. The wrist must be visibly free of support.
- 8.6.1.2** Before and during the series, including while chambering a cartridge, or checking or cocking a pistol or revolver, the pistol must always be kept pointing down range and within the target backstop area before returning to the **READY** position for the next shot, or while awaiting the command "**UNLOAD**".
- 8.6.1.3** In all 25 m Rapid Fire Events (Rapid Fire Pistol Event, 25 m Pistol and 25 m Center Fire Pistol Rapid Fire Stages and Standard Pistol 20 seconds and 10 seconds series) shooting must start from the **READY** position. In the **READY** position, the shooter's arm must point downward at an angle of not greater than 45 degrees from the vertical, but must not be pointed at the ground within the forward edge of the firing point. The arm must remain stationary in this position while waiting for the appearance of the target or, when electronic scoring targets are used, for the green lights to come on.



The READY Position



8.6.1.4 In the Rapid Fire Events (Rapid Fire Pistol, 25 m Pistol and Center Fire Pistol Rapid Fire Stages and the 20 seconds and 10 seconds stages of the Standard Pistol Event), if the shooter raises his arm too soon, or does not lower it sufficiently he must be warned by a Jury Member, and the series must be recorded and repeated. The shooter must be credited with the **five (5) lowest value hits in the two series (or three or four series should a malfunction be involved)**. If the fault is repeated in the same stage of 30 shots in the Rapid Fire Pistol Event or in the Rapid Fire Stage of the 25 m Pistol or Center Fire Pistol Event, or in the combined 20 seconds and 10 seconds stages of the Standard Pistol Match, the same procedure must be applied and the shooter must be penalized by a deduction of two (2) points from his score. If a third infringement of this Rule occurs, the shooter must be disqualified.

8.6.2 Pistol Events

SEE THE PISTOL EVENT TABLE 8.15.0

8.6.3 Handling of Targets

8.6.3.1 Paper Targets

8.6.3.1.1 10 m Air Pistol

8.6.3.1.1.1 The **changing of the targets** is normally done by the shooters themselves, under the supervision of the Range Officers. The shooter is responsible for shooting on the correct targets.

8.6.3.1.1.2 Immediately **after each series** of ten shots the shooter must put the ten targets in a convenient place for the Register Keeper who must put them in a secure container to be collected by authorized personnel for delivery to the Classification Office.

8.6.3.1.2 50 m Pistol

8.6.3.1.2.1 If **automatic target carriers** or changers are used, the shooter may control target changing or target changing may be controlled by the Register Keeper. In either case, the shooter is responsible for shooting on the correct target.

8.6.3.1.2.2 If the shooter considers the **marking or target changing too slow**, he may report this to the Range Officer. If the Range Officer or the Jury considers the claim justified, they must correct the situation. If the shooter or a team official considers there is no improvement, the shooter or a team official may protest to the Jury. The Jury may grant a time extension up to a maximum of 10 minutes. Such claims cannot be made in the last 30 minutes of the competition except in unusual circumstances.



8.6.3.2 Electronic Scoring Targets

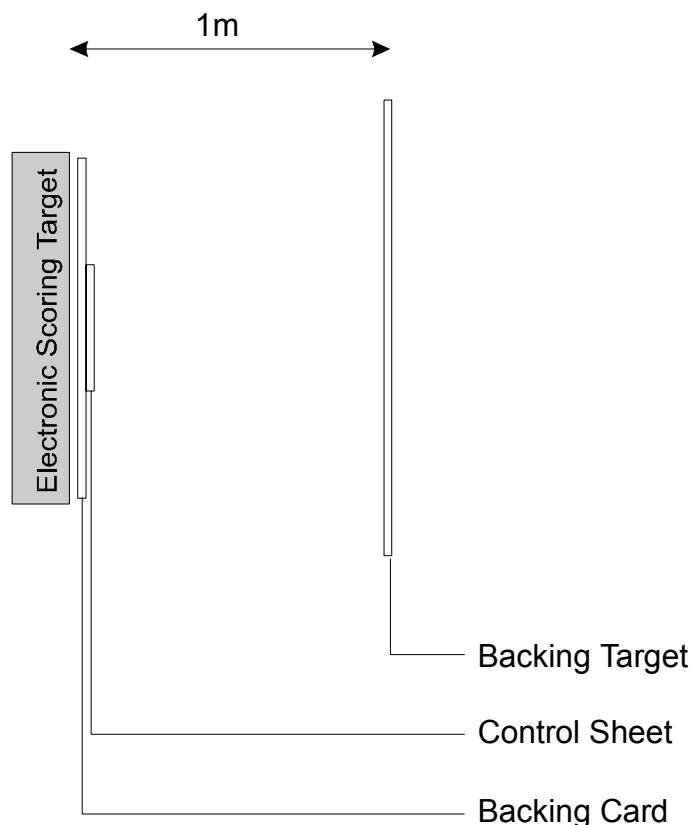
8.6.3.2.1 Instructions for the use of the shooter's control buttons to alter the target presentation on the monitor screen (ZOOM facility) and to change from a Sighting target to a Match target (MATCH) are given by the announcement of the competition by the Chief Range Officer.

8.6.3.2.2 It is not permitted to **obscure the shooter's monitor-screen** or any part of the screen. The whole screen must be visible to the Jury and Range Personnel.

8.6.3.2.3 Shooters and Range Officials must **not touch the printer control panels** and/or printer strips before the end of the relay, or event, except when authorized by the Jury. Shooters should sign the printer strip (next to the score total) before leaving the range to identify the score.

8.6.3.3 Backing Targets

8.6.3.3.1 At ISSF Championships backing targets must be used for **all 25 m Pistol events** to assist in the identification of shots which may have missed the targets.





8.6.3.3.2 Backing targets must, as a minimum, **cover the entire width and height of the 25 m frames (5 targets)**. They should be located a uniform distance of one (1) meter behind the competition targets. They must be continuous, or on adjoining frames, without any spaces between them, to register any shots between competition targets.

8.6.3.3.3 Backing targets must be made of non-reflecting paper of a neutral **color similar to the color of the target**.

8.6.3.3.4 In the **Rapid Fire Stage 25 m Pistol**, **25 m Center Fire Pistol** and in the **Standard Pistol Event** new backing targets must be provided for each shooter. They must be patched or changed after every five (5) shot series.

8.6.3.4 Control sheet – electronic scoring targets 25 m

8.6.3.4.1 The areas behind the aiming marks must be covered by Control sheets which can be changed after every series of five shots in the Rapid Fire stages and after the sighting series and after each five shot series in the Precision stages. In the Rapid Fire Pistol event, the control sheets must be patched or changed after each relay.

	Patched or changed after sighting series	patched or changed after every five (5) shot series	provided for each shooter for every stage
Rapid Fire Pistol			X
25 m Pistol	X	X	X
Center Fire Pistol	X	X	X
Standard Pistol	X	X	X

8.6.3.5 Backing cards – electronic scoring targets 10m / 25m / 50m

A **backing card** must be affixed to the **rear of the target** which must be renewed for each relay (except at 10 m when a black paper strip is used).





8.6.4 Competition Rules

8.6.4.1 Preparation Time

Shooters should report at their Range Section, but wait to be called forward to the firing points. Time permitting, before the commencement of the preparation time, the shooters will be called to the firing points where they may set up their equipment and handle their pistols providing any preceding relay has finished. Pre-competition checks by the jury and range officers should be completed before the preparation time starts.

Then they will be given the command **PREPARATION BEGINS NOW**. During the Preparation Time the targets must be visible, facing the shooters. During the Preparation Period the shooters may dry fire and carry out holding and aiming exercises on the firing line.

8.6.4.1.1 Preparation Time allowed before the competition starts

10 m Air Pistol	10 Minutes
50 m Pistol	10 Minutes
25 m Standard Pistol	5 Minutes
25 m Pistol and Center Fire Pistol - Precision Stages	5 Minutes
25 m Pistol and Center Fire Pistol – Rapid Fire Stages or Events	3 Minutes
25 m Rapid Fire Pistol Event	3 Minutes

8.6.4.1.2 Start

No shot may be fired before the start of the event.

8.6.4.1.3 Replacement of a shooter

A shooter who withdraws at any time after he has fired his first sighting shot in the competition must not be replaced.

8.6.4.2 10 m Air Pistol / 50 m Pistol Events

8.6.4.2.1

The competition is considered as having started from the moment the command **START** is given by the Chief Range Officer. Every shot fired after the competitor completes his sighting shots must be counted in the competition. However, dry firing is allowed.

8.6.4.2.2

Sighting shots (unlimited in number) may be fired only before the beginning of each competition. Once the first competition shot has been fired, no further sighting shots are allowed unless permitted by the Jury in accordance with these Rules. Any further sighting shot(s) fired in contravention of this rule must be scored as miss(es).



- 8.6.4.2.3** A shot or shots which are **fired before the start** of the official shooting time must incur a **penalty of two (2) points** on the first competition target(s). A shot or shots, which are not fired at all, must be scored as miss(es) (zero(s)) on the last competition target(s). The same applies to shots fired after the end of the official shooting time, unless the Chief Range Officer or a Jury Member has authorized extra time. If a late shot(s) cannot be identified, such shot(s) must be nullified by deducting the highest value shot(s) from that target.
- 8.6.4.2.4** **Time remaining**
The Chief Range Officer must inform the shooters of the time remaining by loudspeaker at ten (10) and five (5) minutes before the end of the shooting time.
- 8.6.4.2.5** The competition must stop at the command **STOP** or at the appropriate signal.
- 8.6.4.3** **Specific Rules for the 10m Air Pistol Event**
- 8.6.4.3.1** If a shooter **releases the propelling charge** during the preparation period he must be given a **Warning** for the first violation and a **Deduction** of two (2) points from the first competition series for the second and subsequent violations.
- 8.6.4.3.2** Any **release of the propelling charge**, after the first competition target is in place, without the pellet hitting the target, whether a pellet has been loaded or not, will be scored as a miss. Dry firing without release of the propelling charge is permitted except during Finals.
- 8.6.4.3.3** If a shooter wishes to change his gas or air cylinder he must leave the firing point to do so (permission must be obtained).
- 8.6.4.4** **Specific Rules for the 50 m Pistol Event**
- 8.6.4.4.1** If the event is divided into two parts, each part must consist of 30 competition shots. An unlimited number of sighting shots may be fired at the beginning of each part. The total time for each part will be one(1) hour.
- 8.6.4.5** **25 m Events**
- 8.6.4.5.1** In all 25 m Events, timing must start at the moment the green lights come on (or the targets begin to face) and stop when the red lights come on (or the targets begin to turn away).
- 8.6.4.5.2** The turning of the targets or the switching of lights may be controlled by a Target Operator who is located behind the firing line. His position must not disturb the shooter, but it must be within the sight and hearing of the Range Officer. The targets may also be operated by the Range Officer by means of a remote control system.



8.6.4.5.3 **LOAD**

In all 25 m events, the pistol must not be loaded with more than five (5) cartridges. Nothing else is allowed to be inserted into the magazine or cylinder.

8.6.4.5.3.1 If a shooter loads his pistol with **more than five (5) cartridges** he must be penalized by the **deduction of two (2) points** from his competition score in that same series.

8.6.4.5.4 **UNLOAD**

In all events, after the series or stage has been completed, the command “**UNLOAD**” must be given. In any case, immediately upon completing a series (unless there is a malfunction of the pistol), or when ordered, the shooter must unload the pistol.

8.6.4.6 **Specific Rules for the Rapid Fire Pistol Event**

The event is **60 competition shots** divided into two stages of 30 shots each. Each stage is subdivided into six (6) series of five (5) shots each, two in 8 seconds, two in 6 seconds and two in 4 seconds. In each series one shot is fired at each of the five targets in the specified time limit for the series.

8.6.4.6.1 Before the beginning of each stage, the shooter may fire **one (1) sighting series** of five (5) shots in 8 seconds.

8.6.4.6.2 All shooting (sighting and competition series) is **by command**. Both shooters in the same Range Section must fire at the same time, but organizers may arrange for more than one Range Section to fire simultaneously under centralized commands.

8.6.4.6.3 If a pistol of any of the shooters firing together has a **malfunction**, the malfunction series must be **re-fired** by those concerned in the same time stage with the following regular series. The final series of this stage will be fired immediately after all other shooters firing together have completed this time stage. Each Range Section may operate independently.

8.6.4.6.4 Before the Range Officer gives the command “**LOAD**”, he must call out the series time (such as **8 seconds series**, or **6 seconds series**, etc.), or the series time must be indicated in some manner such as using a numbered sign of sufficient size to be visible to the shooter. When the Range Officer gives the command “**LOAD**”, the shooters must prepare themselves immediately for their series within one (1) minute.



8.6.4.6.5 When one (1) minute has expired, the Range Officer will give the commands:

“ ATTENTION ”	The targets must be turned away, or if electronic scoring targets are used, the red lights must be switched on.
“ 3-2-1-START ”	At the command START the target mechanism must be started, or if electronic targets are used, the green lights must be switched on. The shooters must be in READY position at the end of the count-down-1.

8.6.4.6.6 Before each series the shooter must lower his arm and adopt the **READY** position. His arm must be motionless before the green lights come on, or the targets appear.

8.6.4.6.7 The targets must then face the shooter, or the green lights come on, **after a delay of 3 seconds** (± 1.0 second). The time delay should remain constant throughout the competition. During each series the shooter should fire five (5) shots. Pistols may be raised at the moment the targets begin to face, or the green lights come on.

8.6.4.6.8 A series is considered as having started after the command **ATTENTION**. Every shot fired after that will be counted in the competition.

8.6.4.6.9 When electronic scoring targets are used, after the firing of each series, there should be a **pause of at least one (1) minute** before the next command "**LOAD**". The published start time for successive relays should be adequate to allow for these relays to start at the published time. Thirty minutes should be the minimum time between the start of successive relays.

8.6.4.7 Specific Rules for 25 m Pistol and Center Fire Pistol

The program for each event is 60 competition shots divided into two stages of 30 shots each:

Stage	Number of series / shots	Time limit for each series competition and sighting
1. Precision Stage	six (6) series of 5 shots	five (5) minutes
2. Rapid Fire Stage	six (6) series of 5 shots	see below

8.6.4.7.1 Before the beginning of each stage, the shooter may fire **one (1) sighting series** of five (5) shots.



8.6.4.7.2 Precision Stage

8.6.4.7.2.1 The Range Officer must **announce** the series. After the command **LOAD**, the shooter(s) must prepare themselves within **one (1) minute** with the designated numbers of cartridges. Firing will begin on the appropriate command or signal.

8.6.4.7.2.2 All shooters must **complete the Precision Stage** before the Rapid Fire Stage may begin.

8.6.4.7.3 Rapid Fire Stage

8.6.4.7.3.1 During each series the target is shown five (5) times or, when electronic scoring targets are used, the green lights come on each time for three (3) seconds (+ 0.2 seconds – 0.0 second). The time between each appearance (the edge-on position) or, when electronic scoring targets are used, the red lights are on must be seven (7) seconds (± 1.0 second). One (1) shot only will be fired during each **“appearance”** of the target.

8.6.4.7.3.2 The Range Officer must **announce** the series. After the command **“LOAD”**, the shooter(s) must prepare themselves within **one (1) minute**.

8.6.4.7.3.3 When one (1) minute has expired, the Range Officer will give the command:

“ATTENTION”	The red light will be switched on, or the target will be turned away to the edge-on position. After a delay of 7 seconds (+/- 1.0 second) the green light will come on, or the target will be turned to face the shooter.
--------------------	---

8.6.4.7.3.4 Before each shot the shooter must **lower his arm** and adopt the **READY** position. His arm must be motionless before the green light comes on, or the target appears.

8.6.4.7.3.5 The pistol must not be rested on the bench, or shooting table, during the series.

8.6.4.7.4 A series is considered as **having started** from the moment the red light is switched on, or the targets turn away from the shooter after the command **“ATTENTION”**. Every shot fired after that must be counted in the competition.



8.6.4.8 **Specific Rules for the Standard Pistol Event**

The event program is 60 competition shots divided into 3 stages of 20 shots each. Each stage consists of 4 series of 5 shots:

Stage	Number of series / shots	time limit for each series
1. Stage	four (4) series of 5 shots	150 seconds
2. Stage	four (4) series of 5 shots	20 seconds
3. Stage	four (4) series of 5 shots	10 seconds

8.6.4.8.1 Before the beginning of the competition, the shooter may fire **one (1) sighting series** of five (5) shots within a time limit of 150 seconds.

8.6.4.8.2 The Range Officer must **announce** the series. After the command "**LOAD**", the shooter(s) must prepare themselves within **one (1) minute**.

8.6.4.8.3 When one minute has expired, the Range Officer will give the command:

"ATTENTION"	The red light will be switched on, or the target will be turned away to the edge-on position. After a delay of 7 seconds (+/- 1.0 second) the green light will come on, or the target will be turned to face the shooter.
--------------------	---

8.6.4.8.4 Before each series except in the 150 second series the shooter must **lower his arm** and adopt the **READY** position. His arm must be motionless before the green light comes on, or the target appears.

8.6.4.8.5 A series is considered as having started from the moment the red light is switched on, or the targets turn away from the shooter after the command "**ATTENTION**". Every shot fired after that must be counted in the competition.

8.6.4.8.6 When it is necessary to conduct the event in two parts, each part must consist of:

Stage	Number of series / shots	time limit for each series
1.	two (2) series of five (5) shots	150 seconds
2.	two (2) series of five (5) shots	20 seconds
3.	two (2) series of five (5) shots	10 seconds

8.6.4.8.6.1 Before the beginning of each part of the event, the shooter may fire **one (1) sighting series** of five (5) shots within a time limit of 150 seconds.



8.6.5 Interruptions

8.6.5.1 10 m Air Pistol / 50 m Events

8.6.5.1.1 If a shooter must stop firing for more **than three (3) minutes** through no fault of his own, he may demand extra time equal to the amount of time lost or the time remaining plus one (1) minute, if during the last few minutes of the competition. No extra time will be allowed to compensate for time lost by a shooter who leaves the firing point to change or to fill his gas or air cylinder (permission must be obtained).

8.6.5.1.2 If a shooter is interrupted **for more than five (5) minutes, or moved to another firing point**, he may have additional unlimited sighting shots at one sighting target at the beginning of his remaining shooting time together with any time extensions granted. If automatic paper target systems which have no possibility for providing a new sighting target are in use, the sighting shots must be fired on the next unused competition target. 10 m: two (2) competition shots; 50 m: the appropriate number of shots should be fired at the next competition target, according to the instructions given by the Range Officer or Jury. Range Officials or Jury Members must ensure that a complete explanation is recorded on the score sheet.

8.6.5.2 25 m Events and Stages

If for safety or technical reasons shooting is interrupted (without the fault of the shooter);

8.6.5.2.1 If the elapsed time is **more than 15 minutes**, the Jury must allow one (1) extra sighting series of five (5) shots.

8.6.5.2.2 In **Rapid Fire Pistol** and in the **Standard Pistol Event**, if the series is interrupted it must be **annulled and repeated**. The repeated series must be recorded and credited to the shooter.

8.6.5.2.3 In the **25 m Pistol and Center Fire Events**, the interrupted series must be **completed**. The completed series must be recorded and credited to the shooter.

8.6.5.2.3.1 In the **Precision Stage** the time limit is one (1) minute for every shot to be fired to complete the series.

8.6.5.3 Any **extension of time** allowed by the Jury or Range Officers must be marked clearly, stating the reason, on the Register Keeper's score card and on the scoreboard where it is visible clearly to the shooter.



8.6.6 Infringements and Disciplinary Rules:

- 8.6.6.1** The Juries have the right to examine the pistols, equipment, positions, etc., of the shooters at any time, even during competition. During the competition, their approach should not be made while the shooter is firing a shot.
- 8.6.6.1.1** If a shooter begins an event with an **unapproved pistol**, he must be penalized with the deduction of two (2) points from the result of the first competition series. He must not be permitted to continue until his pistol or equipment has been approved by Equipment Control. He may only resume firing at a time determined by the Jury. No additional sighting shots or extra time will be allowed.
- 8.6.6.1.2** If a shooter **exchanges his pistol** during the competition unless authorized by the jury or modifies or adjusts his officially approved pistol so that it violates the regulations, he must be disqualified.
- 8.6.6.1.2.1** If there are any doubts regarding any alteration, the pistol must be returned to Equipment Control for re-inspection and approval if it qualifies.
- 8.6.6.1.3** If a shooter **arrives late** for a competition, he may participate but will not be credited with any extra time, except when his lateness is due to circumstances beyond his control. If it can be proved that his lateness was due to circumstances beyond his control, the Jury must whenever possible grant extra time without disruption of the overall shooting program. In this case the Jury will determine when and on which firing point he may make up for the missed time or series.
- 8.6.6.1.4** If a shooter's equipment has been passed by Equipment Control, but the shooter is unable to **produce the Control card** at the start of the event, the shooter may commence, but will be penalized with a deduction of two (2) points from the first series, if he (or his coach or team official) cannot obtain confirmation that the equipment has been previously passed by the Control Section before the official end of the shooting time for that event. The responsibility rests with the shooter (or his coach or team official) to visit Equipment Control for this purpose. No extra shooting time will be allowed.





8.6.6.2 Irregular shots

8.6.6.2.1 10 m Air Pistol / 50 m Events

8.6.6.2.1.1 Too many shots in an event

If a shooter fires more shots in the event than are provided for in the program, the extra shot(s) must be annulled. On paper targets on the last competition target(s) if the shot(s) cannot be identified, the highest value shot(s) must be annulled. The shooter must also be penalized by a **deduction of two (2) points** for each excessive shot fired, deducted from the lowest value shot(s) in the first series.

8.6.6.2.1.2 Too many shots per paper target:

8.6.6.2.1.2.1 If a shooter fires **more shots** at one of his match targets than are provided for in the program of the event, he must not be penalized for the first two (2) such occurrences. For the third and all succeeding such misplaced shots he must be penalized by a deduction of two (2) points for each one in the event from the series in which the occurrence happens. He must also fire a fewer number of shots at the remaining targets so that the number of shots in the competition program remain the same.

8.6.6.2.1.2.2 The scoring process in this situation requires the transfer of the value of the excessive shot(s) to targets with less than the originally programmed number of shots, thus bringing each target to the full number of shots designated in the program and the Rules.

8.6.6.2.1.2.3 If the actual shot(s) to be transferred cannot be established clearly through the notes of the Register Keeper, the shot(s) with the lowest value must be transferred forward to the next target(s) or the shot(s) with the highest value must be transferred back to the previous target(s) so that the shooter will gain no advantage in a **count back** situation.

8.6.6.2.2 25 m Events and Stages

8.6.6.2.2.1 Too many shots fired

8.6.6.2.2.1.1 If a shooter **fires more competition shots** on a target than the program calls for, or more than one shot at one appearance of the target in a Rapid Fire Series, the highest value hit(s) must be deducted from the score of that **target** and counted as miss(es). Two (2) points must also be deducted from the score of that series for each extra shot fired in the series (i.e. more than five shots). This penalty is in addition to the penalty of two (2) points imposed under rule **8.6.4.5.3.1**. Two (2) points must also be deducted on every occasion, if two shots are fired during a single exposure of the target in the Rapid Fire stages of the 25 m Pistol and Center Fire Pistol Events.



8.6.6.2.2.1.2 If a shooter **fires more sighting shots** than are provided for in the program, or are approved by the Range Officer or Jury, he must be penalized by the deduction of two (2) points from the first series of his competition score for each excessive sighting shot fired.

8.6.6.2.3 Early and late shots

8.6.6.2.3.1 Any shot(s) fired accidentally **after the command "LOAD"** has been given, but before the beginning of a competition series, must not be counted in the competition but two (2) points must be deducted from the following series. This penalty must not apply in the sighting series. The shooter having fired accidentally must not continue, but must wait until the other shooters have finished that series and then indicate to the Range Officer as if he had a malfunction. The Range Officer will then permit him to continue and repeat the series in the same time stage with the following regular series. The final series of the stage will be fired immediately after all shooters have completed that time stage. If this procedure is not followed and the shooter continues the original series, the accidentally fired shot will be scored as a miss (zero) and the two (2) points penalty will also apply.

8.6.6.2.3.2 In a Precision Stage, if a shot(s) is fired **after the command or signal "STOP"**, that shot must be counted as a miss. If the shot(s) cannot be identified the best hit(s) must be deducted from the score of that target and scored as miss(es).

8.6.6.3 Incorrect Range Commands 25 m Events

8.6.6.3.1 If, because of an **incorrect command** and/or action by the Range Officer, the shooter is not ready to fire when the signal to fire is given, he must hold his pistol pointing down range and raise his free hand, and immediately after the series report this to the Range Officer or Jury Member.

8.6.6.3.2 If the claim is **considered justified**, the shooter must be allowed to fire the series.

8.6.6.3.3 If the claim is **considered not justified**, the shooter may fire the series, but must be penalized by the deduction of **two (2) points** from the score of that series.

8.6.6.3.4 If the shooter **has fired a shot after the incorrect command** and/or action, the protest must not be accepted.

8.6.6.4 Crossfires

8.6.6.4.1 Crossfires of competition shots must be scored as misses.

8.6.6.4.1.1 If a shooter wishes to **disclaim** a shot on his target, he must report this immediately to the Range Officer.



- 8.6.6.4.1.2** If the Range Officer confirms that the shooter did not fire the disputed shot(s), he must make the necessary entry on the Range Register and the shot must be annulled.
- 8.6.6.4.1.3** If the Range Officer cannot confirm beyond all reasonable doubt that the shooter did not fire the disputed shot(s), the shot(s) must be credited to the shooter and must be so recorded.
- 8.6.6.4.1.4** The following must be considered as reasons to justify the annulment of a shot:
- 8.6.6.4.1.4.1** If the Register Keeper or other range official **confirms** by his observation of the shooter and the target that the shooter did not fire the shot.
- 8.6.6.4.1.4.2** If a missed shot is **reported by another shooter** or Register Keeper or other range official at approximately the same time, and from within the neighboring two or three firing points.
- 8.6.6.4.1.5** If a shooter receives a **confirmed crossfire** shot and it is impossible to determine which shot is his, he must be credited with the value of the highest undetermined shot.

8.6.6.4.2 **10 m Air Pistol / 50 m Events**

- 8.6.6.4.2.1** If a shooter **fires a sighting shot on the competition target** of another shooter, he must be penalized by deduction of two (2) points from his own score.
- 8.6.6.4.2.2** If there are more hits on a shooter's competition target than are provided for in the program, and if it is **impossible to confirm** that another shooter(s) fired the shot(s), the hit(s) of the highest value must be annulled.

8.6.6.4.3 **25 m Events and Stages**

- 8.6.6.4.3.1** If a shooter fires a sighting shot on the sighting target of another shooter, he must not be allowed to repeat the shot, but will not be penalized. If it cannot be established clearly and quickly which hit(s) belong to whom, the shooter who is not at fault has the right to repeat the sighting shot(s).
- 8.6.6.4.3.2** When electronic scoring targets are used, if the number of shots recorded on the target of a shooter who received the cross-fired shot(s) is equal to the expected total number of shots (i.e. the series PLUS all cross-fired shots), then the highest five scoring shots must be credited to that shooter. However, if the number of shots recorded is less than the expected total number of shots (i.e. the series PLUS all cross-fired shots), then the shooter receiving the cross-fired shots will be given the option to be credited with the five highest scoring shots, or to have this series annulled and to repeat the series.



8.6.7 Disturbances

Should a shooter consider that he was disturbed while firing a shot, he must hold his pistol pointing down range and immediately inform the Range Officer or Jury Member by raising his free hand. He must not disturb other shooters.

8.6.7.1 If the claim is considered justified

8.6.7.1.1 The shot (**50 m Pistol, Air Pistol, Center Fire Pistol and 25 m Pistol**) **must be annulled** and the shooter may **repeat the shot and complete** the series.

8.6.7.1.2 The series (**Rapid Fire Pistol, Standard Pistol**), must be **annulled and the shooter may repeat** the series.

8.6.7.2 If the claim is considered not justified

8.6.7.2.1 If the shooter has **finished his series**, the shot or series must be credited to the shooter.

8.6.7.2.2 If the shooter **has not finished his series** due to the claimed disturbance, the shooter may repeat or complete the series. Scoring and penalties are as follows:

8.6.7.2.2.1 In the **Rapid Fire Pistol Event** the series may be repeated and the score must be recorded as the total of the lowest value hit on each target.

8.6.7.2.2.2 In the **Standard Pistol Event** the series may be repeated and the score must be recorded as the total of the five (5) lowest value hits on the target.

8.6.7.2.2.3 In the **25 m Pistol and Center Fire Pistol Events** the series may be completed and the score must be recorded.

8.6.7.2.2.4 Two (2) points must also be deducted from the score of the repeated or completed series.

8.6.7.2.2.5 In any repeated series, all five shots must be fired at the target. Any shot(s) not fired or not hitting the target must be scored as a miss(es).

8.6.7.2.3 In the 50 m Pistol and Air Pistol events, the shot will be credited to the shooter and he may continue shooting; no penalty is applied.

8.6.8 Excessive Hits - 25 m Pistol Events

If there are excessive hits on a target in the Rapid Fire Event or Stages, where target patches are used, and it cannot be established which hole(s) were or were not patched or uncovered, the shooter may accept the lowest value hit(s) or repeat the series. He may not be credited with more than the five highest value hits or less than the five lowest value hits on the target(s).



8.6.9

Timing

If a shooter considers that the time elapsed between the command specified in the rules and the green light coming on or the facing of the targets was too fast or too slow, and therefore not according to the time specified in the Rules, he must hold his pistol pointing down range and immediately inform the Range Officer or Jury Member by raising his free hand. He must not disturb other shooters.

- 8.6.9.1 If it is found that his **claim is justified**, he may begin again.
- 8.6.9.2 If his claim is found **not justified**, he may fire the series, but a two (2) points penalty must be deducted from the score of that series.
- 8.6.9.3 Once the shooter has **fired the first shot** in the series, such a claim must not be accepted.
- 8.6.9.4 If the shooter **fires and then stops** and makes his claim, the shot(s) fired must be recorded and credited. He may not repeat the series. The shot(s) that he has not fired must be recorded as a miss(es).
- 8.6.9.5 If a shooter considers that the **time of the series was too short**, he may inform the Range Officer immediately after finishing the series.
- 8.6.9.5.1 The Range Officer and/or Jury must verify the timing of the mechanism.
- 8.6.9.5.2 If it is confirmed that there has been an error, the protesting shooter's series must be annulled and repeated.
- 8.6.9.5.3 If the claim is considered not justified, the result of the series must be credited to the shooter and recorded.

8.7.0 FIRING POINT ALLOCATION AND ELIMINATION EVENTS

8.7.1 Basic principle for Allocation of Firing Points

- 8.7.1.1 Individual shooters and teams/nations must be able to shoot under conditions which are as nearly equal as possible.
- 8.7.1.2 If the number of shooters and the available firing points make it possible, the events should be completed in one day.
- 8.7.1.3 If a competition lasts for **more than one day**, all shooters must fire an equal number of shots/series each day.
- 8.7.1.4 If there are **more shooters than firing points**, the event must be divided into relays by drawing of lots, taking into account the need to **distribute team members/nations equitably** between relays.
- 8.7.1.5 Shooters must be divided as equally as possible between the relays (and see 8.7.3 for 50m Pistol).



8.7.1.6 If an event is divided into two parts or stages, all shooters must finish the first stage before the second stage may begin.

8.7.2 **10 m Air Pistol Events (Indoor Ranges)**

If there are more shooters than targets in air pistol events the firing points must be allocated by drawing lots for two or more relays.

8.7.3 **50 m Pistol – Elimination Events**

8.7.3.1 If the number of shooters exceeds the useable capacity of the range, an **elimination event must** be conducted.

8.7.3.1.1 Any elimination must be over the **complete** course of fire.

8.7.3.1.2 The qualification shooters must consist of a **proportionate** number of highest ranking shooters from each elimination relay, counting only those who participate. The number of shooters who will qualify must be announced as soon as possible.

Formula: Usable number of firing points divided by total number of shooters multiplied by number of shooters starting in the relay
= Number of shooters going forward from the elimination to the qualification.

E.g. 60 firing points and 101 shooters

1st relay: 54 shooters start = 32.08 → 32 shooters forward

2nd relay: 47 shooters start = 27.92 → 28 shooters forward

8.7.3.2 When team matches are programmed and eliminations are required, team members/nations must be **equitably divided** between the elimination relays. Team scores are taken from these relays.

8.7.3.2.1 If insufficient targets are available to allocate two team members from each team to the first relay and the remaining member from each team to the second relay, then it will be necessary to have three relays with one member from each team on each relay.

8.7.3.3 A shooter who does **not qualify** must not be allowed to participate further in the event.

8.7.3.4 In the event of **tied scores** for the last places in an elimination the order of ranking will be determined according to the Tie Breaking Rules for the 4th to 8th place.

8.7.4 **25 m Rapid Fire Pistol Event**

8.7.4.1 The second 30 shot stage must begin only after all shooters have completed the first 30 shot stage. If there are fewer shooters than are necessary to completely fill all relays in the first stage, then the gaps must be left in the last relay of the first stage.



8.7.4.2 For the **2nd stage**, the order of relays must be changed as follows:

8.7.4.2.1 A shooter having fired in the left side firing station in the first stage, must shoot in the right side firing station (of the same Range Section) in the second stage (and vice versa).

8.7.4.3 **When the event is held on one day**

8.7.4.3.1 All shooters in any relay for the first stage all shoot together again in one relay in the second stage, and in the same Range Sections although reversed; for example:

Stage	Relay	Range Section 1		Range Section 2		Range Section 3		Range Section 4	
1	1	1	2	3	4	5	6	7	8
1	2	9	10	11	12	13	14	15	16
1	3	17	18	19	20	21	22	23	24
1	4	25	26	27	28	29	30	31	32
2	1	2	1	4	3	6	5	8	7
2	2	10	9	12	11	14	13	16	15
2	3	18	17	20	19	22	21	24	23
2	4	26	25	28	27	30	29	32	31

8.7.4.4 **When the event is held over two days**

8.7.4.4.1 For a competition to be completed in two days the first relay in the second stage must be the middle relay of the first stage, or if there is an equal number of relays, the relay immediately after the middle of the first stage. In the event that any numbered position is unoccupied on the first day of the competition, the new location of that same numbered position will remain unoccupied on the second day; for example:

Stage Day	Relay	Range Section 1		Range Section 2		Range Section 3		Range Section 4	
1	1	1	2	3	4	5	6	7	8
1	2	9	10	11	12	13	14	15	16
1	3	17	18	19	20	21	22	23	24
1	4	25	26	27	28	29	30	31	32
2	1	18	17	20	19	22	21	24	23
2	2	26	25	28	27	30	29	32	31
2	3	2	1	4	3	6	5	8	7
2	4	10	9	12	11	14	13	16	15

8.7.4.4.2 Subsequent relays follow in the same order from the first stage, then going to the first relay of the first stage, etc., until all relays have been listed for the second stage.



8.8.0	MALFUNCTIONS
8.8.1	General
	<p>Should a pistol break down or cease to function, the shooter may be allowed to repair the pistol.</p> <p>In all cases the Range Officers or Jury must be informed so they may decide on the measures to be taken.</p>
8.8.1.1	A shooter will be allowed a maximum of 15 minutes to repair or replace a pistol in order to resume the competition.
8.8.1.2	If the repair is likely to take more than 15 minutes , the shooter, at his request, may be granted extra time by the Jury.
8.8.1.2.1	If extra time is granted he will complete the competition at a time and place determined by the Jury or,
8.8.1.2.2	Continue to fire with another pistol of the same type of mechanism (semiautomatic, single shot or revolver) and of the same caliber.
8.8.1.2.3	If a substitute pistol is used it must be approved by Equipment Control.
8.8.1.2.4	In the 25 m events the Jury must allow one (1) extra sighting series of five (5) shots.
8.8.2	50 m Pistol and 10 m Air Pistol
8.8.2.1	The maximum extra time allowed to repair or replace a pistol is 15 minutes. The shooter must complete his competition in the same relay.
8.8.2.2	Unlimited sighting shots must be allowed during the remaining shooting time, but only before competition shots are resumed (see 8.6.5).
8.8.2.3	Extra time and additional sighting shots must only be granted if the interruption is not due to a fault of the shooter .
8.8.3	25 m Pistol Events
8.8.3.1	If a shot has not been fired due to a malfunction, and if the shooter wishes to claim a malfunction, he must hold his pistol pointing down range, retain his grip, and immediately inform the Range Officer by raising his free hand. He must not disturb other shooters.
8.8.3.1.1	A shooter may try to correct a malfunction and continue the series, but after attempting any correction, he may not claim an allowable malfunction unless the firing pin has broken, or any other part of the pistol is damaged sufficiently to prevent the pistol from functioning.



8.8.3.2 If a **malfunction occurs in the sighting series** it must not be registered as a malfunction. The sighting series cannot be repeated. The shooter may complete the sighting series by shooting at a stationary target or targets, which will be faced, **or at the electronic scoring targets in use**, for a maximum of two (2) minutes.

8.8.3.3 **Types of malfunctions**

8.8.3.3.1 **ALLOWABLE MALFUNCTIONS are:**

- A bullet is lodged in the barrel.
- The trigger mechanism has failed to operate.
- There is an undischarged cartridge in the chamber and the trigger mechanism has been released and operated.
- The cartridge case has not been extracted or ejected.
- The cartridge, magazine, cylinder, or other part of the pistol has jammed.
- The firing pin has broken, or any other part of the pistol is damaged sufficiently to prevent the pistol from functioning.
- The pistol fires automatically without the trigger being released. The shooter must stop firing immediately and must not continue to use such a pistol without the permission of the Range Officer or a Jury Member. Should the automatically fired shot(s) hit the target, the hit(s) found highest up on the target shall be disregarded. After any repeat series all the shot(s), except those that were disregarded on the one target concerned, must be included to establish the score.
- The slide jams or the empty case is not ejected. This applies even if a case-catcher is used.



8.8.3.3.2 **NON-ALLOWABLE MALFUNCTIONS are:**

<ul style="list-style-type: none">• The shooter has touched the breech, mechanism or safety catch or the pistol has been touched by another person before being inspected by the Range Officer.
<ul style="list-style-type: none">• The safety catch has not been released.
<ul style="list-style-type: none">• The shooter had not loaded his pistol.
<ul style="list-style-type: none">• The shooter had loaded less cartridges than prescribed.
<ul style="list-style-type: none">• The shooter did not allow the trigger to return far enough after the previous shot.
<ul style="list-style-type: none">• The pistol was loaded with the wrong ammunition.
<ul style="list-style-type: none">• The magazine was not inserted correctly, or had fallen out during shooting unless this is due to damage to the mechanism.
<ul style="list-style-type: none">• The malfunction is due to any cause that could reasonably have been corrected by the shooter.

8.8.3.4 **Determining the cause of a malfunction**

If the **external appearance** of the pistol does not show an obvious reason for the malfunction and if the shooter does not claim that there may be a bullet stuck in the barrel the Range Officer must pick up the pistol without interfering with or touching the mechanism, point the pistol in a safe direction and pull the trigger **one time only** to determine whether the trigger mechanism had been released.

8.8.3.4.1 If the **pistol is a revolver**, the Range Officer must not pull the trigger unless the hammer is in the cocked position.

8.8.3.4.2 If the pistol **does not discharge**, the Range Officer must **complete the examination** of the pistol to determine the cause of the malfunction and to decide whether or not the malfunction is allowable.

8.8.3.5 The Range Officer decides, after inspection of the pistol, that there is an **ALLOWABLE MALFUNCTION** or a **NON-ALLOWABLE MALFUNCTION**.

8.8.3.5.1 If the Range Officer decides after inspection of the pistol that there is a **NON-ALLOWABLE MALFUNCTION**, the shot that was not fired will be **scored as a miss (zero)**.

8.8.3.6 **Procedures after any malfunction**

8.8.3.6.1 Rapid Fire Pistol, Standard Pistol

8.8.3.6.1.1 The number of shots already fired must be recorded and the series may be repeated.



8.8.3.6.1.2 If the shooter is unable to complete a full series in the two (2) permitted re-shoots, he must be credited only with as many of the lowest value hit(s) as the highest number of shots he has fired in the series or in the repeat series.

8.8.3.6.1.3 The shooter must fire all five (5) shots at the target(s) in any repeat series. Any shot(s) not fired or not hitting the target in the re-fire must be scored as a miss(es) (zero(s)), except if a third malfunction occurs.

8.8.3.6.1.4 Scoring: ALLOWABLE MALFUNCTION

Rapid Fire Pistol: The score must be recorded as the total of the lowest value hits on each target in the two (2) series, or in the three (3) series, should a second allowable malfunction occur in the repeat series.

Standard Pistol: The score must be recorded as the total of the five (5) lowest value hits on the target. The shooter must fire all five (5) shots at the target in the repeat series.

8.8.3.6.1.5 Scoring: NON – ALLOWABLE MALFUNCTION

Rapid Fire Pistol: The score must be recorded as the total of the lowest value shots on each target, in the two (or three) series. The target(s) where the NON-ALLOWABLE malfunction(s) occurred must be scored as a miss (zero) in each case.

Standard Pistol: The score must be the total of the four (4) lowest value hits in the two (2) series or the three lowest value hits in the three (3) series.

8.8.3.6.2 25 m Pistol and Center Fire Pistol

Precision Stage and Rapid Fire Stage:

8.8.3.6.2.1 The number of shots is recorded and the series may **be completed**.

8.8.3.6.2.2 Shot(s) to complete the series must be fired in the immediately following series (in the Precision Stage a maximum time of **one (1) minute** will be allowed for each shot to be fired) or exposure(s) (Rapid Fire Stage).

8.8.3.6.2.3 Scoring: ALLOWABLE MALFUNCTION

The five shot series must be scored in the normal manner.

8.8.3.6.2.4 Scoring: NON – ALLOWABLE MALFUNCTION

The shot where the NON-ALLOWABLE malfunction occurred must be scored as a miss (zero). The five shot series must be scored in the normal manner.



- 8.8.3.7 Repeating or completing a series** due to a malfunction must be permitted:
- 8.8.3.7.1** Twice in **each 30 shot stage** of the Rapid Fire Pistol, 25 m Pistol and Center Fire Pistol Events.
 - 8.8.3.7.2** Twice in the **150 seconds stage** and twice in the **combined twenty (20) seconds and ten (10) seconds** stages of the Standard Pistol Event.
 - 8.8.3.7.3** If a **further malfunction occurs** (after two (2) previous malfunctions), only the **value of shots actually fired** will be credited to the shooter. The series may not be repeated nor completed. The shot(s) not fired will be scored as miss(es) (zero(s)). The shooter may continue to shoot the remainder of the event.
 - 8.8.3.8 Interrupted series** in the 25 m Pistol Events will be repeated or completed in the same time stage with the following regular series. The final series of this stage will be fired immediately after all other shooters have completed that time stage.
- 8.8.4 Malfunction of electronic scoring target systems**
- 8.8.4.1 In the event of a malfunction of all the targets on a range** (also applicable to conventional ranges)
 - 8.8.4.1.1** The expired shooting time **must be recorded** by the Chief Range Officer and the Jury.
 - 8.8.4.1.2** All completed competition shots of each shooter must **be counted and recorded**. In the event of a range power supply failure, this may involve waiting until power is restored to enable the number of shots registered by the target, not necessarily on the firing point monitor, to be established.
 - 8.8.4.2 Malfunction of electronic 10 m / 50 m scoring target systems**
 - 8.8.4.2.1** After the malfunction is repaired and the full range is in operation, an **additional 5 minutes** will be added to the competition time remaining. The time for recommencing is to be announced over the loudspeaker system at least 5 minutes beforehand. Shooters must be allowed to resume their position in the 5 minutes before the competition restarts. Unlimited sighting shots must be allowed during the remaining shooting time, but only before competition shots are resumed.
 - 8.8.4.2.2 In the event of malfunction of a single target**

When single targets fail to function the same procedures must be followed as for conventional targets. Also see rule **8.6.5 - Interruptions**.



8.8.4.2.3 Complaint concerning failure to register or display a shot on the monitor of an electronic scoring target system.

8.8.4.2.3.1 The shooter must hold his pistol pointing down range, retain his grip, and immediately inform the Range Officer by raising his free hand. The range official must make a written note of the time of the protest. One or more Jury members must go to the firing position.

8.8.4.2.3.2 The shooter will be directed to fire one more aimed shot at his target.

8.8.4.2.3.3 If the value and location of this shot is registered and displayed on the monitor, the shooter will be directed to continue the competition. The value and location of this **extra** shot must be recorded.

The time of firing this extra shot, its shot-number (having included the missing shot) and its value and its shot-location, and the firing point number must be given to the Jury in writing and recorded on the Range Register.

8.8.4.2.3.4 After the **end of that relay** of the competition, the electronic scoring target computer record will be examined by the Jury together with the black paper strip (10 m) or the black band (50 m). A Jury Member must examine the face of the electronic scoring target, and the frame, and record the location of any shots outside the black aiming mark. He must also obtain the **backing card** from the rear of that target (50 m). Using this information and the time of the extra shot and its location, the Jury will determine whether all shots, including the extra shot are recorded on the computer record.

8.8.4.2.3.5 If all the shots are recorded correctly, then the **questioned shot will be counted** in the score of the shooter, as will the shot fired immediately after (as the **extra** shot), but the last shot fired (extra to the competition) will be annulled.

8.8.4.2.3.6 If the **questioned shot has not been located** in the computer memory, nor on the black paper strip (10 m) nor the black band (50 m), nor on the non-scoring area of the target, nor elsewhere, then only those correctly recorded shots **excluding (as the extra shot), the last shot fired** (extra to the competition) are to be counted in the score of the shooter.

8.8.4.2.3.7 If the **questioned shot has not been located** in the computer memory, but is located elsewhere, the Jury will determine the validity and score-value of the questioned shot.



8.8.4.2.3.8 If the extra shot fired as directed does **not register or display** and the electronic scoring target cannot be repaired within five (5) minutes, the shooter will be **moved to a reserve position**. He will be permitted unlimited sighting shots to be taken within the time remaining for the competition plus any additional time granted. Then he will repeat the two (2) competition shots which did not register or display on the previous target used. The shooter will be credited with the score of all the shots which were displayed on the monitor of the first target plus the score of all the properly fired competition shots which were displayed on the second target used. If the **two (2) extra shots** are later found in the computer record (not printer strip) of the previous target **they will be annulled**.

8.8.4.2.3.9 Failure of the paper or rubber band

If Jury decides that the problem is because of the failure of the paper or rubber band to advance the shooter will be moved to a reserve position. He will be permitted unlimited sighting shots to be taken within the time remaining for the competition plus any additional time granted. Then he will repeat the number of competition shots determined by the jury. The shooter will be credited with the score of all the shots which were correctly displayed on the monitor of the first target plus the score of all the necessary competition shots fired on the second target to complete the course of fire. After the relay the jury will decide which shots are to be counted from each target.

8.8.4.3 Malfunction of electronic 25 m scoring target systems

8.8.4.3.1 After the malfunction is repaired and the full range, or Range Section, is in operation, an **additional sighting series** and a one (1) minute pause will be given before the start of the completion of the series in accordance with the rules below.

8.8.4.3.2 25 m Pistol and Center Fire Pistol

The shooter will COMPLETE the series of five shots in the same way as for an ALLOWABLE MALFUNCTION. The shooter should fire the number of shots that had not been recorded by the target when the failure occurred.

8.8.4.3.3 Standard Pistol and Rapid Fire Pistol

If the series was **NOT** completed and recorded, it will be **ANNULLED** and **REPEATED**. If the five shots were recorded for any shooter, the series score will be recorded and no repetition will be permitted by that shooter.



8.8.4.3.4 Malfunction of a Single Target

In the event of a **malfunction of a single target** or a group of five targets (**Rapid Fire Pistol Event**) the shooter may be moved to another firing position in the same, or if necessary, a following relay. After the problem is resolved, a separate sighting series and a one (1) minute pause will be given before the firing of the next series in accordance with the rule above.

8.8.4.4 Complaint concerning failure to register or display a shot on the monitor(s) of 25 m electronic scoring target systems, or gives a zero that was not expected.

8.8.4.4.1 The shooter must **immediately notify** – at the latest when he has completed the five (5) shot series – the nearest range official of the failure. Note: the shooter must notify the range official using the same procedure as for a pistol-malfunction. The range official must make a written note of the time of the complaint. One or more Jury Members must go to the firing position.

8.8.4.4.2 In the **25 m Pistol, Center Fire Pistol** and in the **150 seconds stage** of the **Standard Pistol Event** the shooter will be directed to **COMPLETE** the series of five shots.

8.8.4.4.3 **Standard Pistol Rapid Fire Stages and Rapid Fire Pistol Event.** There will be no repeated series.

8.8.4.4.4 **After the series has been completed**, the backing targets, the backing card and the control sheet must be removed. The number of the firing point and the orientation of the card, sheet or target must be noted on each and kept for the Classification Jury. The number of shot holes must be counted And the Jury will determine the series score, amend the printer strip, if necessary, and record the details on the Range Register.

-8.8.4.5 Protest concerning the shot-value on Electronic Scoring Targets (see 8.13.4)

8.8.4.5.1 After the relay, the detailed printer records must be generated by the Technical or Range Officers for all firing lanes on which complaints or protests have been made, and for the immediately adjacent lanes, before the equipments are reset for the next relay.

8.8.4.5.2 After the completion of the relay, the data record from the electronic scoring target computer and the backing card (and control sheet and backing target – 25 m) will be examined. Any not-indicated shot must be scored by the Classification Jury.



8.9.0 RULES OF CONDUCT FOR SHOOTERS AND OFFICIALS

8.9.1 General

Loud noise is not permitted near the firing line. Range officials, Jury Members, team officials, and shooters must **limit their conversation to official business** when they are near the competitors. Range officials must also ensure that the noise from spectators is kept at a minimum level.

8.9.2 Each team must have a **Team Leader** who is responsible for maintaining discipline within that team. A shooter may be appointed as a Team Leader. The Team leader must cooperate with range officials at all times in the interest of safety, efficient operation of the competition and good sportsmanship. A Team Leader is responsible for all official affairs concerning a team.

8.9.3 The Team Leader has the responsibility of:

8.9.3.1 completing the **necessary entries** with accurate information and to submit them to the appropriate officials within the designated time limit.

8.9.3.2 being familiar with the **program**.

8.9.3.3 having **team members report**, ready to shoot at the designated firing point, at the correct time, with approved equipment.

8.9.3.4 **checking scores** and filing protests, if necessary.

8.9.3.5 **checking** preliminary and official bulletins, scores and announcements.

8.9.3.6 receiving **official information** and requests and passing them on to team members.

8.9.4 **The shooter must report**, ready to shoot, at the designated firing point at the correct time, with approved equipment.

8.9.5 Coaching during the competition

All **types of coaching** while a shooter is on the firing line **are forbidden**. While on the firing line, a shooter may speak only with Jury Members or range officials.

8.9.5.1 If a **shooter wishes to speak** with anyone else, the shooter must unload his pistol, leave it in a safe condition on the firing point (on the firing point bench if possible). In the case of bolt action pistols, the bolt must be both open and back. A shooter must leave the firing line only after notifying the Range Officer and without disturbing other shooters.

8.9.5.2 If a **team official wishes to speak** with a team member on the firing line, the team official must not contact the shooter directly or talk with the shooter while he is on the firing line. The team official must obtain permission from the Range Officer or Jury Member, who will call the shooter off the firing line.



8.9.5.3 If a team official or shooter **violates the rules concerning coaching**, a warning must be issued the first time. In repeated cases two (2) points must be deducted from the shooter's score and the team official must leave the vicinity of the firing line.

8.9.6 Penalties for Rule violations:

8.9.6.1 In cases of violation of the Rules or instructions of Range Officers or the Jury, the following penalties may be imposed on the shooter by a Jury Member or the Jury:

8.9.6.1.1 An official warning expressed by a Jury member showing a yellow card with the word **WARNING**. This must be recorded on an Incident Report and noted on the Range Register by the Jury member.

8.9.6.1.2 A warning to the shooter must be **expressed in terms** that will leave no doubt that it is an official **WARNING** and the yellow card must be shown. However, it is not necessary to precede other penalties with a warning. This must be recorded on an Incident Report and noted on the Range Register by the Jury member.

8.9.6.2 Deduction of points from the score, expressed by a Jury member showing a green card with the word **DEDUCTION**. This must be recorded on an Incident Report marked on the printer strip and noted on the Range Register by the Jury member.

8.9.6.3 Disqualification, expressed by a Jury Member showing a red card with the word **DISQUALIFICATION**. A Disqualification may only be given by decision of a majority of the Jury.

8.9.6.3.1 In the case of a disqualification in the **Finals** the shooter will be ranked on the last place of the participating finalists, and may retain his qualification score.

8.9.6.4 The size of cards should be approximately 70 mm x 100 mm.

8.9.6.5 Infringements are graded by the Jury

8.9.6.5.1 In the case of **open violations** of the Rules (pistols, clothing, position, coaching etc.) an official **WARNING** must first be given so that the shooter may have the opportunity to correct the fault. Whenever possible, the warning should be given during the training stage or sighting shots. If the shooter does not correct the fault within the time stipulated by the jury, two (2) points must be deducted from his score. If the shooter still does not correct the fault, disqualification must be imposed.

8.9.6.5.2 In the case of **concealed violations** of the Rules, when the fault is deliberately concealed, disqualification must be imposed.

8.9.6.6 If a shooter **impedes another shooter** in an unsportsmanlike manner when the latter is shooting, two (2) points must be deducted. If the incident is repeated, disqualification must be imposed.



- 8.9.6.7 If, when asked to give an explanation for an incident, a shooter consciously and knowingly gives **false information**, two (2) points must be deducted. In serious cases, disqualification may be imposed.
- 8.9.6.8 If a shooter handles a pistol in a **dangerous manner** or violates any **safety rules**, the shooter may be disqualified by the Jury.
- 8.9.6.9 If the Range Officer or Jury considers that the shooter is **delaying the competition** unnecessarily, with the intention of gaining unfair advantage, the shooter must be warned by a Jury member. For every similar fault thereafter, two (2) points must be deducted from the shooter's score.
- 8.9.7 All irregularities, penalties, misses, malfunctions, extra time allowed, repeated shots or repeated series, annulment of shots, etc., must be **clearly marked and recorded** on an Incident Report, the Range Register, printer strip, on the target and on the score card (paper target) by the Range Officer and/or Jury Member for the attention of the Classification Office.
- 8.10.0 **EQUIPMENT CONTROL**
- 8.10.1 The Organizing Committee must provide a complete set of gauges and **instruments for Equipment Control** before and during ISSF Championships.
- 8.10.2 Prior to the competition each shooter's pistol and other equipment must be **examined by Equipment Control** to ensure that it conforms to ISSF Rules. The shooter is responsible for presenting all pistols and equipment, including any questionable equipment and/or accessories for official inspection and approval.
- 8.10.3 The Organizing Committee must **inform team officials and shooters**, in sufficient time prior to the competition, where and when they may have their equipment inspected.
- 8.10.4 Equipment Control will be **assisted and supervised** by a Jury member.
- 8.10.5 Equipment Control must **register** the name of the shooter, the make (manufacturer), serial number, and caliber of each pistol approved.
- 8.10.6 All approved equipment **must be marked** with a seal or sticker and the approval must also be recorded on the control card.
- 8.10.7 After equipment has been approved, it must **not be altered** at any time prior to or during the competition in **any way that would conflict** with the ISSF Rules.
- 8.10.8 If there are any doubts regarding an alteration, the equipment must be returned to Equipment Control for **reinspection and approval**.



8.10.9 Approval of any equipment is **valid only for the competition** for which the inspection was made.

8.11.0 SCORING PROCEDURES – Paper targets

General

Shots which do not hit the scoring rings of the shooter's own target must be scored as misses.

Paper targets from the 50 m Pistol and 10 m Air Pistol events must be scored in the Classification Office. Targets from the Rapid Fire Pistol, Center Fire Pistol, 25 m Pistol, and Standard Pistol events should be scored at the range.

8.11.1 25 m Events

8.11.1.1 The score card (kept by the Second Register Keeper) must be signed by the Target Officer and the Target Line Jury Member. This original card must be sent to the Classification Office by a secure means, for verification of addition and final recording.

8.11.1.2 Skid Shots

8.11.1.2.1 Shots fired while the target is in motion must not be scored as hits unless the greatest horizontal dimension of the bullet hole (surface lead/bullet marking on the target is ignored) measures not more than 7 mm in the caliber 5.6mm (.22”) events, or 11 mm in the Center Fire Pistol Event.

8.11.1.2.2 The horizontally elongated bullet hole in the target must be measured with a **skid gauge**. All measurements made using a **skid gauge** must be made using the inside edges of the engraved lines (see Technical Rules).

8.11.1.2.3 When using the transparent **skid gauge** and the inside edge of the engraved line touches a scoring ring, the score will count to the higher value of the two zones.

8.11.1.3 The Jury must supervise all scoring procedures.



8.11.1.4 **Marking, Scoring and Recording Shot Values**

8.11.1.4.1 As soon as the Target Officer receives the signal that the range is safe, the targets must be faced. The Target Officer, along with at least one Jury Member, must signal the values of the bullet holes on each target and call them loudly to the Register Keeper on the firing line. The Register Keeper records them on the Range Register and on the small scoreboard near his desk.

8.11.1.4.2 The Second Register Keeper must accompany the Target Officer and record the value of the shots on a scorecard as they are called by the Target Officer.

8.11.1.4.3 The position and value of the shot on the target must be indicated to the shooter and spectators by means of:

8.11.1.4.3.1 Colored spotting discs in the **Rapid Fire Pistol Event**. These discs should have a diameter of 30 mm to 50 mm. They must be colored red on one side and white on the other. They should have a spindle through the center of the disc extending on both sides of approximately 5 mm diameter and 30 mm in length. After every five shot series, and after the value of the shots has been decided and called, the discs must be placed in the bullet holes by the Target Officer.

8.11.1.4.3.2 A **ten** must be indicated with the red side facing the shooter. Values less than ten must be indicated with the white side facing the shooter. After the hits have been indicated in this manner, the total result for the series must be shown on the small scoreboard near the target line, and recorded by the Second Register Keeper. The series total must also be called. The discs must then be removed and the targets patched.

8.11.1.4.3.3 In the **Standard Pistol, 25 m Pistol and Center Fire Pistol Events**, shot values and locations are indicated by means of a **wand** with a handle approximately 300 mm long and with a small disc on one end with a diameter of 30 mm to 50 mm, colored red on one side and white on the other. The disc must be placed over the bullet hole(s) in the ten ring with the red side facing the shooter, as the Target Officer calls the value of the hit(s). For bullet holes with a value less than ten, the white side must be shown. Where a series of shots are fired at the same target, the scores should be called commencing with the tens. The total for the series should be called after all shots have been indicated individually.

8.11.1.4.4 Sighting shots must be indicated and recorded.

8.11.2 **For targets scored officially on the range:**

8.11.2.1 The Target Officer and the Range Officer must verify that the results on the scoreboard are the same as recorded at the Target Line.



- 8.11.2.2** Should there be **any difference** of opinion regarding the recording of a shot value, the matter must be **resolved immediately**.
- 8.11.2.3** As soon as shots are indicated and recorded:
- 8.11.2.3.1** The targets must be patched and made ready for the next series (Rapid Fire Pistol Event and Rapid Fire Stages), or
- 8.11.2.3.2** Targets must be replaced and the backing targets patched or replaced for the next series.
- 8.11.2.3.3** Targets and backing targets must be removed rapidly and replaced with new targets for the next shooter.
- 8.11.3** The completed **scorecard must be signed by the shooter** next to the score total before leaving the range.
- 8.11.4** Deductions from the score must always be made in the series in which the violation occurred. If general deductions are involved they must be made from the lowest value competition shot(s) in the first series.
- 8.12.0 TIE-BREAKING**
- Ties in Olympic events after the qualification stage are only broken to decide who should participate in the Finals. Such ties will be broken in accordance with Rules 8.14.2.1 to 8.14.2.3.
- Ties in non-Olympic events and categories will be decided as follows (the same rules may be applied when Olympic events are conducted without finals):
- 8.12.1** Ties will not be broken if two or more shooters have perfect scores in the same event.
- 8.12.2 Ties – Individual for the first eight places 50 m Pistol, 10 m Air Pistol; and for 4th to 8th place the 25 m events** (for places 1 to 3 see below)
- In breaking ties order of ranking must be determined by:
- 8.12.2.1** The highest score of the last ten shot series working backward by 10 shot series until the tie is broken.
- 8.12.2.2** The highest number of 10's, 9's, 8's, etc.
- 8.12.2.3** The highest number of inner tens.
- 8.12.2.4** If any ties remain, the shooters must have the same ranking.
- 8.12.2.5** Ties for the 9th place and below must be listed in equal rank, with the appropriate number of spaces left vacant below the tied position before the next ranking is numbered. The listing must be in Latin alphabetical order using the shooter's family names.



8.12.2.6 Ties – Individual 25 m events for the first three places

Ties must be decided by a **shoot-off**. All shooters tied for third place will be ranked according to the score from the shoot off which will be conducted as follows:

8.12.2.6.1 A **shoot-off** consisting of three series.

Event	shoot-off series	sighting series
Rapid Fire Pistol	three 4 second series	one 4 second series
25 m Pistol and Center Fire Pistol	three 5 shot series in the rapid fire course	one 5 shot series
Standard Pistol	three 10 seconds series	5 sighting shots in a 150 seconds series

8.12.2.6.2 Rules for Shoot-Offs

Shoot-offs will be held in events **without a Final Competition**.

8.12.2.6.2.1 The shoot-off must begin 30 minutes after the official **scores are posted on the Main Scoreboard**, or as soon thereafter as is possible and practical. If the shoot-off is not held at a prearranged time that has been formally announced, the shooters involved must remain in contact with the Chief Range Officer pending an announcement as to time and place.

8.12.2.6.2.2 Shooters with tied scores will be **allocated adjacent firing points** by drawing of lots under the supervision of the Jury. If more shooters have equal scores the firing sequence will also be determined by the drawing of lots. When several shooters are tied for more than one ranking place, the tie for the lowest ranking position will be broken first, followed by the next ranking higher position until all ties are broken.

8.12.2.6.2.3 In the event of a **further tied score**, a second shoot-off consisting of **one** (1) series must be fired. If, after three (3) shoot-offs, the tie is still not broken the shooters in the shoot-off will receive equal ranking in the higher place.

8.12.2.6.2.4 If a shooter fails to appear for a shoot-off, he will be ranked last in this shoot-off. If two or more shoot-off shooters fail to appear they will be ranked corresponding to Rule for Tie-Individual ranking 4th to 8th.

8.12.2.6.2.5 During the shoot-off, malfunctions and other irregularities must be treated according to the ISSF Rules, but only one (1) malfunction is allowed for each shoot-off, and any re-shoot or completion will take place immediately.



8.12.3 Ties – Team – all events

8.12.3.1 Ties in **team events** for the **1st to 3rd places** must be decided by totaling the results of the team members and following the procedures described in Rule for Tie-Individual ranking 4th to 8th.

8.12.3.2 Ties for the **4th place and below** must be listed in equal rank, with the appropriate number of spaces left vacant below the tied position before the next ranking is numbered. The listing must be in alphabetical order of the Nations according to the ISSF (IOC) abbreviations.

8.13.0 PROTESTS AND APPEALS

8.13.1 Protest fee

Appeals US\$ 50.— or its local equivalent

Other Protests US\$ 25.— or its local equivalent

The fee for the matter in question, must be returned if the protest/appeal is upheld or will be retained by the Organizing Committee if the appeal is denied.

8.13.2 Verbal Protests

Any shooter or team official has the right to protest a condition of the competition, decision or action immediately and verbally to a competition official, Range Officer or Jury Member. Such protests may be submitted on the following matters:

8.13.2.1 A shooter or team official considers that the ISSF Regulations, ISSF Rules or **competition program were not followed** in conducting the competition.

8.13.2.2 A shooter or team official does **not agree** with a decision or action by a competition official, Range Officer or Jury Member.

8.13.2.3 A shooter was **impeded or disturbed** by other shooter(s), competition official(s), spectator(s), member(s) of the media or other person(s) or cause(s).

8.13.2.4 A shooter had a **long interruption** in shooting caused by range equipment failure, the clarification of irregularities or other cause(s).

8.13.2.5 A shooter had **irregularities regarding shooting times**, including shooting times that were too short or the non-appearance of targets within the specified time.

8.13.2.6 Competition officials, Referees, Range Officers and Jury Members must consider verbal protests immediately. They may take immediate action to correct the situation or refer the protest to the full Jury for decision. In such cases, a Range Officer or Jury Member may stop the shooting temporarily if necessary.



8.13.3 Written Protests

Any shooter or team official who does **not agree** with the action or decision taken on a **verbal protest** may protest in writing to the Jury. Any shooter or team official also has the right to submit a **written protest** without making a verbal protest. All written protests must be submitted not later than 30 minutes after the matter in question.

8.13.3.1 The Organizing Committee must supply **printed forms** for use in submitting written protests.

8.13.3.2 Written protests must be decided by a **majority of the Jury**.

8.13.4 Scoring Protests

8.13.4.1 Protest time

All results protests must be submitted within **20 minutes** after the official scores are posted on the Main Scoreboard. The time when the scoring protest time ends must be posted on the Main Scoreboard.

8.13.4.2 **Electronic scoring targets**

8.13.4.2.1 50 m Pistol and 10 m Air Pistol

8.13.4.2.1.1 If a shooter **contests the value of a shot**, a protest will only be accepted when made before the next shot or if it is the last shot, within three (3) minutes.

8.13.4.2.1.2 If a protest is made concerning the **value of a shot**, the shooter will be requested to fire another shot **at the end of the competition**, so that this extra shot may be counted if the protest is upheld and the correct value of the disputed shot cannot be determined.

8.13.4.2.2 25 m Pistol Events

8.13.4.2.2.1 If a shooter **contests the value of a shot**, a protest will only be accepted when made before the next shot/series or if it is the last shot/series, within three (3) minutes.

8.13.4.2.2.2 The decision will be made after examination of the target frame, the backing target, the backing card, the control sheet and available computer records.

8.13.4.2.3 If the protest concerning a shot value other than zero, or failure to register, is **not upheld**, a two (2) points penalty will be awarded and a protest fee of US\$ 25.--, or its local equivalent, must be paid.

8.13.4.2.4 **Decisions by the Classification Jury** on value or number of shots on a target are final and may not be appealed.

8.13.4.3 **Paper targets**



8.13.4.3.1 When using **paper targets**, a shooter or team official who considers that a shot was scored or recorded incorrectly may protest that score, except that decisions made regarding the value of shots by using gauges are final and cannot be protested. Scoring protests may only be made on scores which have been decided without using a gauge or when incorrect entries in the result list or score card have been made.

8.13.4.3.2 When paper targets are used and scored in the Classification Office, the team official or shooter has the right to **see the protested shot hole(s)** but is not permitted to touch the target(s).

8.13.4.3.3 **Decisions by the Classification Jury** on value or number of shots on a target are final and may not be appealed.

8.13.5 Appeals

In the event of a **disagreement with a Jury decision**, the matter may be appealed to the Jury of Appeal. Such appeals must be submitted in writing by the Team Leader or a representative not later than one (1) hour after the Jury decision has been announced. In special circumstances, the time for submitting appeals may be extended up to 24 hours by decision of the Jury of Appeal. Such decision can postpone the victory ceremony for the event under appeal.

8.13.5.1 The decision of the Jury of Appeal **is final**.

8.13.6 **Copies of all decisions** in response to written protests and appeals must be forwarded by the Organizing Committee or the Technical Delegate(s) to the ISSF Secretary General together with the Final Report and results lists for review by the Technical Committee.

8.14.0 FINALS IN THE OLYMPIC EVENTS

8.14.1 Events

Event	Men/Women	Shooting Time / Series
10 m Air Pistol	Men	75 seconds
10 m Air Pistol	Women	75 seconds
50 m Pistol	Men	75 seconds



25 m Pistol	Women	2 series in Rapid Fire manner
25 m Rapid Fire Pistol	Men	2 series of four (4) seconds

- 8.14.2** The full program must be shot in each Olympic event as a **Qualification Round** for the Finals.
- 8.14.2.1** **The classification** for the first eight (8) places in 50 m Pistol, 10 m Air Pistol and 25 m Pistol Women or for the first six (6) places in 25 m Rapid Fire Pistol in the Qualification rounds will be made according to the rules set down in **8.12.2.1** to **8.12.2.3**.
- 8.14.2.2** When in Rapid Fire Pistol there are **more than six (6)** eligible for the Finals start because of tied scores, the tie will be broken by shoot-off.
- 8.14.2.2.1** The shoot-off consisting of one 4 second sighting series and one 4 second shoot-off series will be conducted as follows:
- 8.14.2.2.1.1** The shoot-off must begin 30 minutes after the official scores are posted on the main scoreboard, or as soon as is possible and practical. If the shoot-off is not held at a prearranged time that has been formally announced, the shooters involved must remain in contact with the Chief Range Officer pending an announcement as to time and place.
- 8.14.2.2.1.2** Shooters tied for sixth place will be allocated new firing points on the qualification range by drawing of lots under the direction of the Jury. If more shooters are tied than target groups are available, the firing sequence will also be determined by drawing of lots.
- 8.14.2.2.1.3** In the event of a further tied score on the 6th place the shoot-off will be continued until the tie is broken.
- 8.14.2.2.1.4** All shooters tied will be ranked according to the score from the shoot-off. Remaining ties on 7th or lower place will be decided by the count back rules 8.12.2.1 to 8.12.2.3.
- 8.14.2.2.1.5** If a shooter fails to appear for the shoot-off, he will be ranked last. If two or more shoot-off shooters fail to appear they will be ranked behind the shoot-off shooters corresponding to Rule for Tie-Individual ranking 4th to 8th.
- 8.14.2.2.1.6** During the shoot-off, malfunctions and other irregularities must be treated according to the ISSF Rules, but only one (1) Allowable Malfunction will be accepted in each shoot-off, and the re-shoot will take place immediately.
- 8.14.2.3** A **drawing of lots** by the Classification Jury will determine Final start positions when:
- Several shooters obtain the maximum score in a qualification event,



- An unbreakable tie occurs among two or more finalists or
- An unbreakable tie occurs among two or more shooters on the last Final start position (e.g. eighth and ninth place), to determine who will shoot in the Final.

8.14.2.4 Finalists in each event:

25 m Pistol, 50 m Pistol, 10 m Air Pistol	8 Competitors
25 m Rapid Fire Pistol	6 Competitors

8.14.2.5 Starting Positions:

The shooters who qualified for the finals will have the following start positions according to their qualification ranking.

8.14.2.5.1 10 m Air Pistol and 50 m Pistol Competitions:

Firing point:	Firing point:	1	2	3	4	5	6	7	8
Start position:	Start position:	1 st	2 nd	3 rd	4 th	5 th	6 th	7 th	8 th

8.14.2.5.2 25 m Rapid Fire Pistol:

Either

Group		A	B	C
1 st relay	Start position	4 th place	5 th place	6 th place
2 nd relay	Start position	1 st place	2 nd place	3 rd place

Or

Group		A	B
1 st relay	Start position	5 th place	6 th place
2 nd relay	Start position	3 rd place	4 th place
3 rd relay	Start position	1 st place	2 nd place

8.14.2.5.3 25 m Pistol Women:

	Section									
Group	A					B				
Target	1	2	(3)	4	5	1	2	(3)	4	5
Start position	1 st	2 nd	-	3 rd	4 th	5 th	6 th	-	7 th	8 th



8.14.3 Number of Targets

8.14.3.1 10 m and 50 m events: Ten (10)

8.14.3.1.1 One spare target must be available on the left and right of the eight (8) Final targets and must show a competition target.

8.14.3.2 Paper targets only

8.14.3.2.1 Number of Sighting Targets:

10 m Events:	4 targets in each event
50 m Pistol Event:	1 target
25 m Pistol Event:	1 target
25 m Rapid Fire Pistol Event:	A group of 5 targets

8.14.3.3 Number of Competition Shots per Target:

10 m and 50 m Pistol Events:	One (1) shot per target.
25 m Pistol Event:	Five (5) shots per target.
25 m Rapid Fire Pistol Event:	One (1) shot on each target

8.14.4 Finals Events - Program

ALL RANGE COMMANDS MUST BE GIVEN IN THE ENGLISH LANGUAGE

8.14.4.1 Reporting to the Range for Finals

Team Leaders are responsible to present their shooters to the Preparation Area, and report to the Jury at least 20 minutes before the scheduled starting time, complete with all their shooting equipment needed for the final event. They must be dressed and have only the required shooting equipment. Jury members and range officers should complete their checks in the preparation area.

8.14.4.1.1 Reporting time must be printed in the official shooting program. Any delay must be announced and posted on the Final range.

8.14.4.1.2 All **trigger weights** in the Air Pistol and 25 m Pistol Events should be tested before the commencement of the Finals.

8.14.4.2 Preparation and Presentation Time

The preparation time starts with the command "**PREPARATION BEGINS NOW**". The shooters will be introduced to the spectators during the preparation time and if necessary the first minutes of the sighting time. Before and during preparation period shooters may handle their pistols, dry fire and carry out holding and aiming exercises on their assigned firing points.

8.14.4.3 The discharge of gas in air pistols is not permitted and violations receive a Warning and a penalty of two (2) points if repeated.



8.14.4.4 Preparation time

10 m and 50 m Pistol Events:	Three (3) minutes
25 m Pistol Event:	Two (2) minutes

8.14.5 Starting Time begins with the command "**LOAD**" for the first competition shot or series for each final event and must be printed in the official shooting program. Any delay must be announced and posted on the Final range.

8.14.5.1 Any Finalist who is **not in his assigned position** and ready to shoot at the starting time is automatically given the last place in the Finals results and he/she is not allowed to participate in the Final.

8.14.6 Competition procedures

8.14.6.1 10 m and 50 m events

8.14.6.1.1 At the end of the preparation time the range officer will announce "**SIGHTING TIME START**". (Seven (7) minutes **sighting time** for unlimited sighters.)

8.14.6.1.2 30 seconds before the end of the sighting time the Range Officer will announce "**30 SECONDS**".

8.14.6.1.3 At the end of the seven (7) minutes sighting time the Range Officer will announce "**STOP**".

8.14.6.1.4 Thirty (30) seconds **pause**

8.14.6.1.5 Commands

The Final consists of 10 shots and will be conducted single-shot-for-shot with the following commands for each shot:



"FOR THE FIRST/NEXT COMPETITION SHOT – LOAD"	After this command the shooter loads his pistol.
	The pistol MUST NOT be loaded before this command is given.
That means:	The breech of 50 m pistols MUST be opened. It is permitted to leave an empty case in the chamber between shots.
	The cartridge or pellet must be loaded into the chamber only after the command "LOAD" .
"ATTENTION 3-2-1-START"	The shooter has 75 seconds in which to fire a shot.
	This command with the countdown should give the shooters sufficient time to take their shooting positions.
	The shooting time starts when the command "START" has been given.
"STOP"	This command is given after the last shooter has fired, or immediately on termination of the shooting time. The last second must correspond with the word STOP .
"CHANGE TARGETS"	For pit or carrier operated target systems after the command STOP .

- 8.14.6.1.5.1** After **immediate and final scoring** of each shot and announcement of the results, the procedure indicated will be repeated until all 10 shots have been fired.
- 8.14.6.1.5.2** Each shot fired before the command **START** or after the command **STOP** has been given will be scored as a zero(es).
- 8.14.6.1.5.3** If a shooter fires more than one shot the score for this Final shot(s) will be scored as zero(es).
- 8.14.6.1.5.4** If carrier operated target systems are used the targets must only be brought back to the firing line after the commands **STOP** and **CHANGE TARGETS**, to avoid disturbing neighboring shooters.
- 8.14.6.1.5.5** **AIMING EXERCISES ARE ALLOWED ONLY** between the commands **"STOP"** and the following command **"LOAD"** but only with open breech on a 50 m pistol, or with an uncocked air pistol. **DRY FIRING IN ANY FORM IS PROHIBITED.**
- 8.14.6.2** **Rapid Fire Pistol**
- The Final will be conducted as follows:
- 8.14.6.2.1** One sighting series of 5 shots in four (4) seconds.



8.14.6.2.2 Two (2) competition series of 5 shots each in 4 seconds.

8.14.6.2.3 All finalists will fire in two groups of three shooters or in three groups of two shooters at the same time and on the same commands:

"FOR THE SIGHTING SERIES – LOAD"	All shooters load within a time of one (1) minute
"FOR THE FIRST/NEXT COMPETITION SERIES – LOAD"	All shooters load within a time of one (1) minute
"ATTENTION"	The red lights will be switched on or the targets will be turned to the edge-on position.
"3-2-1-START"	The Command "START" is the Signal to switch on the green lights or to face the targets according to the corresponding Rules.
	All shooters must be in the READY position on the count-down-1.

8.14.6.3 25 m Pistol

The Final will be conducted as follows:

8.14.6.3.1 One sighting series of 5 shots in Rapid Fire in 3 seconds exposures.

8.14.6.3.2 Two (2) competition series of 5 shots each in Rapid Fire in 3 seconds exposures.

8.14.6.3.3 All finalists will fire the sighting series as well as the competition series at the same time and on the same commands:

"FOR THE SIGHTING SERIES – LOAD"	All shooters load within a time of one (1) minute
---	---



"FOR THE FIRST/NEXT COMPETITION SERIES - LOAD"	All shooters load within a time of one (1) minute)
"ATTENTION"	The red lights will be switched on or the targets will be turned to the edge-on position. After a delay of 7 seconds (+/-1.0 second) the green lights will come on, or the target will be turned to face the shooter.
	Before each shot the shooter must lower his arm and adopt the READY position. His arm must be motionless before the green light comes on, or the target appears.
	The pistol must not be rested on the bench, or shooting table, during the series.

8.14.7 **Final Results**

In all events the results of the Finals competition will be added to the individual results of the Qualification round.

The results of the Qualification and the Final and the total must be printed in the official results bulletin.

8.14.7.1 Any protest will be decided immediately and the decision is final

8.14.7.2 Scoring of the Finals will be conducted, if possible, with electronic targets or target reading machines, or manual devices must be used which classify each ring in ten sections (such as 1.1, 1.2, 1.3, etc., up to the maximum of 10.9). Shots on paper targets which cannot be classified by target reading machines will be scored by hand by Jury Members with ISSF approved instruments.

8.14.8 **Decisions in the event of tied scores**

The scores of the Qualification round and of the Finals series are added.

8.14.8.1 10 m and 50 m events

8.14.8.1.1 In case of tied scores after the Final ties will be broken by a shot-for-shot shoot off.



8.14.8.1.2 All shooters must remain on the firing line after the last shots have been scored and until the final results are announced. If there are tied scores shooters who are tied must remain at their firing points; all other shooters will immediately withdraw from the firing line, leaving their pistols at the firing point. When several shooters are tied for more than one ranking place, i.e. two shooters tied for second place (places 2 and 3) and two shooters tied for fifth place (places 5 and 6), the tie for the lowest ranking position will be broken first, followed by the next ranking higher position until all ties are broken.

8.14.8.1.2.1 The order only of tie breaking may be changed on special request to the **ISSF**.

8.14.8.1.3 The Final tie breaking will commence without delay and without additional sighting shots, following the procedure in **8.14.6.1.5**.

NOTE: Multiple ties at 50 m

If there is a delay of more than five (5) minutes after the final series, up to three warming shots may on request be fired at the target without scores being indicated in a maximum time of 30 seconds. The warming time starts when the command "**START**" has been given and the last second (30th) must correspond with the word "**STOP**".

8.14.8.1.4 After immediate and final scoring and announcement of the result of each shot the procedure indicated in **8.14.6.1.5** will be continued until ties are broken.

8.14.8.2 25 m Rapid Fire Pistol event

8.14.8.2.1 Tied shooters will fire one (1) series of five shots in the same times and conditions as in the Finals until the tie is broken.

8.14.8.2.2 All other shooters withdraw immediately after the scoring of their final results has been made.

8.14.8.2.3 The tie shoot off will commence without delay.

8.14.8.2.4 Shooters with tied scores will be allocated new firing points by drawing of lots under the direction of the Jury. If more shooters have equal scores after the final series than target groups are available, the firing sequence will also be determined by drawing of lots.

8.14.8.2.5 When several shooters are tied for more than one ranking place, i.e. two shooters tied for second place (places 2 and 3) and two shooters tied for fifth place (places 5 and 6), the tie for the lowest ranking position will be broken first, followed by the next ranking higher position until all ties are broken.

8.14.8.2.5.1 The order only of tie breaking may be changed on special request to the **ISSF**.



8.14.8.2.6 Every tie shoot begins with one (1) sighting series with five (5) shots in four (4) seconds.

8.14.8.3 25 m Pistol event

8.14.8.3.1 Tied shooters will fire one (1) series of five shots in the same times and conditions as in the Finals until the tie is broken.

8.14.8.3.2 All other shooters withdraw immediately after the scoring of their Final results has been made.

8.14.8.3.3 The tie shoot-off will commence without delay.

8.14.8.3.4 When several shooters are tied for more than one ranking place, i.e. two shooters tied for second place (places 2 and 3) and two shooters tied for fifth place (places 5 and 6), the tie for the lowest ranking position will be broken first, followed by the next ranking higher position until all ties are broken.

8.14.8.3.4.1 The order only of tie breaking may be changed on special request to the **ISSF**.

8.14.9 Malfunctions:

8.14.9.1 In case of an **allowable malfunction** the shooter is allowed to complete or repeat the unfired shot(s) or series twice during the Finals, including shoot-offs, if he can repair or replace his pistol or ammunition within 3 minutes after the malfunction has been declared allowable. In the case of a non allowable malfunction, no re-shoot is allowed.

8.14.9.1.1 In case of an allowable malfunction, the results of all the other finalists should not be shown. The other finalists must wait until the shooter with the malfunction shoots (in the allowed time). After that, all the results should be shown together and the Final can continue.

8.14.9.2 When a **malfunction of all Final targets** occurs, the following procedure must be used:

8.14.9.2.1 The completed shots/series will be scored as a **sub-total**.

8.14.9.2.2 When the **malfunction is repaired** and it is possible to continue the Final within one hour, the remaining shots/series will be completed. Five (5) minutes unlimited sighting shots will be permitted in 10 m and 50 m Pistol events after the shooters are in their position. One sighting series will be allowed in the 25 m Pistol events.

8.14.9.2.3 If the interruption **cannot be corrected** to permit continuation of the Final within the above designated time, the recorded sub-total (**8.14.9.2.1**) will be scored as the final total of the competition and awards made on that basis.



- 8.14.9.2.4** For **tied scores** all tied shooters will be ranked according to the TIE-BREAKING Rules. The Final result is counted as the last series.
- 8.14.9.3** When a **single target fails** to function, the shooter will be moved to a reserved position. On the shooters request he will then be allowed an additional two (2) minutes period for sighting shots, before he repeats the missed previous competition shot(s).



8.15.0		Pistol Event Table							
Event	Men/ Women	Number of shots	Number of shots per competition target (paper only)	Number of sighting targets (paper only)	Number of sight- ing shots	Targets 1st line: PT 2nd line: ET	Scoring and patching	Time	Preparation Time
Air Pistol	Men Women	60 40	1	4	unlimited before the competition shots	6.3.2.6 6.3.23.1	In the classi- fication office	1 hour, 45 minutes 1 hour, 15 minutes	10 minutes
50 m Pistol	Men	60	5	2	unlimited before the competition shots	6.3.2.5 6.3.23.2	In the classi- fication office	2 hours	10 minutes
Rapid Fire Pistol	Men	60	1 New targets for each shooter for each stage (5+30 shots)	5	1 series of 5 shots in each stage	6.3.2.4 6.3.23.4.2	after every 5 shot series	2 stages of 30 shots of 2 five-shot-series in 8, 6, 4 seconds	3 minutes
25 m Pistol	Women	60	5 new target af- ter the first 15 competition shots in Rapid Fire Stages and for each five shots se- rious of the precision stages	1	1 series of 5 shots in each stage	Precision stage 6.3.2.5 6.3.23.4.1 Rapid fire stage 6.3.2.4 .3.23.4.2	after every 5 shot series	Precision stage: 30 shots of 6 five-shot- series in 5 minutes	Precision stage: 5 minutes
Center Fire Pistol	Men	60						Rapid fire stage: 30 shots of 6 five- shot-series in the rapid fire program	Rapid fire Stage: 3 minutes
Standard Pistol	Men	60						4 five-shot-series in 150, 20, 10 seconds	5 minutes

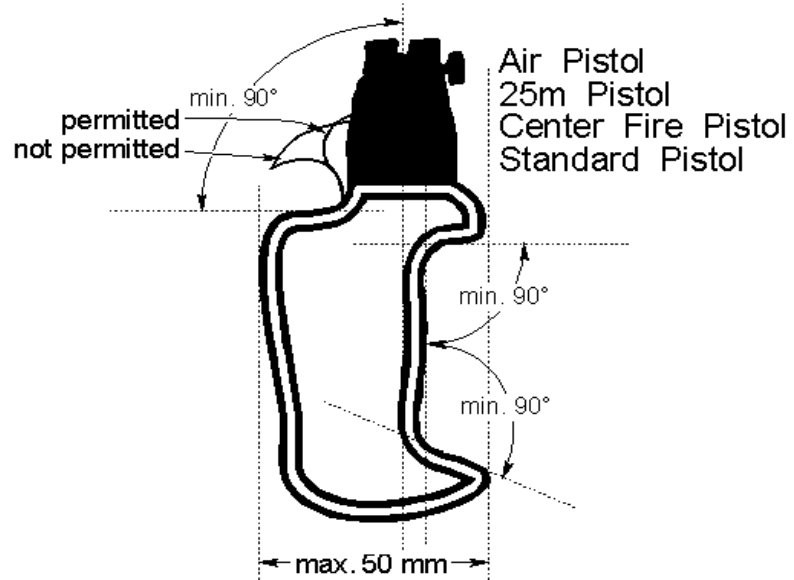
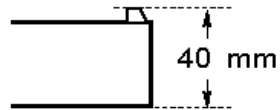
In the 10 m and 50 m events, the Chief Range Officer must inform the shooters of the time remaining by loud speaker at both ten (10) and five (5) minutes before the end of the shooting time.



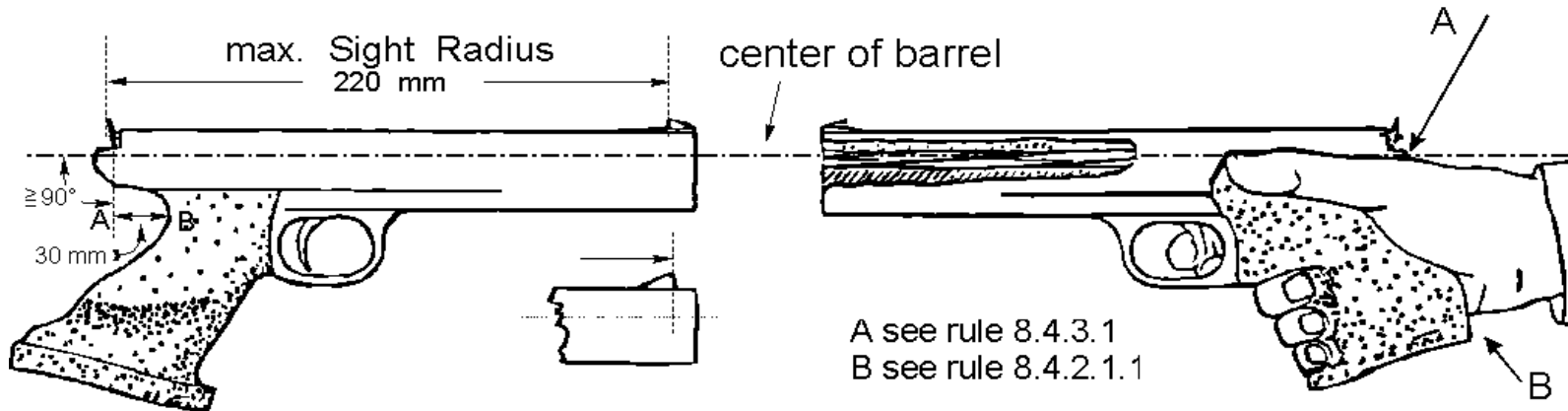
8.16.0	Pistol Specification Table				
Pistol	1) Pistol Weight 2) Trigger Pull	Measuring Box (mm)	Barrel Length Sight Radius	Grips	Other specifications
Air Pistol	1) 1500 g 2) 500 g	420 x 200 x 50	Box Size Only	See below (a)	May only be loaded with one (1) pellet. Ported barrels and perforated barrel attachments are allowed.
50 m Pistol	1) No Restriction 2) No Restriction	No Restriction	No Restriction No Restriction	Special grips are permitted	May only be loaded with one (1) cartridge. Hand covers will be permitted, providing they do not cover the wrist.
Rapid Fire Pistol	1) 1260 g 2) No Restriction	300 x 150 x 50	Box Size Only	Special grips are permitted	The height of the barrel including the front sight and all accessories from the breech face to the end of the muzzle, with the exception of the trigger and trigger guard, must not exceed 40 mm. A tolerance of up to 5 % in one dimension only of either height, width or length of the pistol, or height of the barrel, is permitted.
25 m Pistol	1) 1400 g 2) 1000 g	300 x 150 x 50	153 mm 220 mm	See below (b)	Muzzle brakes or any device(s) functioning in a similar manner are not allowed.
Center Fire Pistol	1) 1400 g 2) 1360 g				
<p>(a) Air Pistol Grips: No part of the grip or accessories may touch any part of the wrist. The heel rest must extend at an angle of not less than 90 degrees to the grip. Any upward curvature of the heel and/or thumb rest and/or a downward curvature of the side opposite the thumb is prohibited. The thumb rest must allow free upward movement of the thumb. The grip must not encircle the hand. Curved surfaces on the grips or frame, including the heel and/or thumb rest, in the longitudinal direction of the pistol are permitted.</p>					
<p>(b) 25 m Pistol Grips: Note (a) applies plus: The rear part of the frame or grip, which rests on top of the hand between the thumb and forefinger, must not be longer than 30 mm. This distance is measured at a right angle to the extended center line of the bore.</p>					
<p>(c) The weight of the pistol is measured with all accessories, including balancing weights and unloaded magazine.</p>					
<p>(d) A manufacturing tolerance of the rectangular Measuring Box of 0.0 mm to + 1.0 mm in each dimension is permitted.</p>					



Rapid Fire Pistol



25m Pistol, Standard Pistol,
Center Fire Pistol





8.17.0 INDEX	
10 m / 50 m Pistol – Competition Rules	8.6.4.2
10 m / 50 m Pistol – Complaint concerning failure to display a shot	8.8.4.2.3
10 m / 50 m Pistol – Deduction of points – Shot(s) before the command START	8.6.4.2.3
10 m / 50 m Pistol – determination of a not-confirmed crossfire	8.6.6.4.2.2
10 m / 50 m Pistol – Examination by the jury – extra shot	8.8.4.2.3.4
10 m / 50 m Pistol – Extra shot – annulling of the last shot fired	8.8.4.2.3.5
10 m / 50 m Pistol – Extra shot – directed to fire	8.8.4.2.3.2
10 m / 50 m Pistol – Extra shot – not displayed on the monitor	8.8.4.2.3.8
10 m / 50 m Pistol – Extra shot – questioned shot located elsewhere	8.8.4.2.3.7
10 m / 50 m Pistol – Extra shot – questioned shot not located	8.8.4.2.3.6
10 m / 50 m Pistol – Extra shot – registered and displayed	8.8.4.2.3.3
10 m / 50 m Pistol – Extra shot – scoring	8.8.4.2.3.5
10 m / 50 m Pistol – (No) Fault of a shooter – malfunction	8.8.2.3
10 m / 50 m Pistol – Individual Ties for the first 8 places (Event without Finals)	8.12.2
10 m / 50 m Pistol – Interruptions more than 3 minutes	8.6.5.1.1
10 m / 50 m Pistol – Interruptions more than 5 minutes	8.6.5.1.2
10 m / 50 m Pistol – Irregular shots	8.6.6.2.1
10 m / 50 m Pistol – Malfunction	8.8.2
10 m / 50 m Pistol – Malfunction of a single target	8.8.4.2.2
10 m / 50 m Pistol – Malfunction of Electronic Scoring Target Systems	8.8.4.2
10 m / 50 m Pistol – Maximum time to repair or replace a Pistol – malf.	8.8.2.1
10 m / 50 m Pistol – Miss – no fired shots	8.6.4.2.3
10 m / 50 m Pistol – Miss – shots after the end of the shooting time	8.6.4.2.3
10 m / 50 m Pistol – Move to a reserve position	8.8.4.2.3.8
10 m / 50 m Pistol – moving to another firing point	8.6.5.1.2
10 m / 50 m Pistol – No fired shots	8.6.4.2.3
10 m / 50 m Pistol – Note of failure to register or display a shot	8.8.4.2.3.1
10 m / 50 m Pistol – Remaining time	8.6.4.2.4
10 m / 50 m Pistol – Report of failure to register or display a shot	8.8.4.2.3.1
10 m / 50 m Pistol – Report to the jury – extra shot	8.8.4.2.3.3
10 m / 50 m Pistol – Reserve position	8.8.4.2.3.8
10 m / 50 m Pistol – Scoring Procedures – Paper targets	8.11.0
10 m / 50 m Pistol – Shot(s) before the command START	8.6.4.2.3
10 m / 50 m Pistol – Shots after the end of the shooting time	8.6.4.2.3
10 m / 50 m Pistol – sighting shot on a competition target of another shooter	8.6.6.4.2.1
10 m / 50 m Pistol – Sighting shots	8.6.4.2.2
10 m / 50 m Pistol – Sighting shots – malfunction	8.8.2.2
10 m / 50 m Pistol – Sighting shots after the first competition shot	8.6.4.2.2
10 m / 50 m Pistol – Start	8.6.4.2.1
10 m / 50 m Pistol – Stop	8.6.4.2.5
10 m / 50 m Pistol – Too many shots in an event	8.6.6.2.1.1



10 m / 50 m Pistol – Too many shots– more than 2 occurrences	8.6.6.2.1.2.1
10 m / 50 m Pistol – Too many shots per target	8.6.6.2.1.2.1
10 m / 50 m Pistol – Too many shots per target – 2 occurrences	8.6.6.2.1.2.1
10 m Air Pistol – Caliber	8.4.5
10 m Air Pistol – Grips / Measuring Box	8.4.5.1
10 m Air Pistol – Loading	8.4.5.2
10 m Pistol – Change gas / air cylinder during the competition	8.6.4.3.3
10 m Pistol – Dry firing – during the 10 m competition	8.6.4.3.2
10 m Pistol – Gas or air cylinder – changing or refilling	8.6.5.1.1
10 m Pistol – Indoor Ranges – allocation of firing points	8.7.2
10 m Pistol – Release of propellant charge during the preparation time	8.6.4.3.1
10 m Pistol – Release of propelling charge during the competition	8.6.4.3.2
10 m Pistol – Specific Rules	8.6.4.3
25 m / Center Fire Pistol – Interruptions	8.6.5.2.3
25 m / Center Fire Pistol – Late shots in the Precision Stage	8.6.6.2.3.2
25 m / Center Fire Pistol – Precision stage	8.6.4.7.2
25 m / Center Fire Pistol – Procedure after any malfunction	8.8.3.6.2
25 m / Center Fire Pistol – Program	8.6.4.7
25 m / Center Fire Pistol – Program	8.6.4.7
25 m / Center Fire Pistol – Rapid fire stage	8.6.4.7.3
25 m / Center Fire Pistol – Scoring Allowable Malfunction	8.8.3.6.2.3
25 m / Center Fire Pistol – Scoring Non Allowable Malfunction	8.8.3.6.2.4
25 m / Center Fire Pistol – Sighting series	8.6.4.7.1
25 m Events	8.6.4.5
25 m Events – Allowable Malfunctions	8.8.3.3.1
25 m Events – Claim a Malfunction	8.8.3.1
25 m Events – Control of timing	8.6.4.5.2
25 m Events – Correct a Malfunction	8.8.3.1.1
25 m Events – Crossfires	8.6.6.4.3
25 m Events – Determination the cause of a Malfunction	8.8.3.4
25 m Events – Determination: Allowable / Non Allowable Malfunction	8.8.3.5
25 m Events – Early and late shots	8.6.6.2.3
25 m Events – Early and late shots – Deduction of points	8.6.6.2.3.1
25 m Events – Excessive hits	8.6.8
25 m Events – Incorrect Range Commands	8.6.6.3
25 m Events – Incorrect Range Commands – Deduction of points	8.6.6.3.3
25 m Events – Interruptions more than 15 minutes	8.6.5.2.1
25 m Events – Load	8.6.4.5.3
25 m Events – Load with more than 5 cartridges	8.6.4.5.3.1
25 m Events – Malfunction	8.8.3
25 m Events – Malfunction during the sighting series	8.8.3.2
25 m Events – Malfunction: Interrupted series	8.8.3.8
25 m Events – Malfunction: Repeating / completing a series	8.8.3.7
25 m Events – Marking / recording – Paper targets	8.11.3
25 m Events – Non Allowable Malfunctions	8.8.3.3.2
25 m Events – Scoring – Paper targets	8.11.1



25 m Events – Scoring – Supervised by the jury – Paper targets	8.11.2
25 m Events – Scoring officially on the range – Paper targets	8.11.4
25 m Events – Skid shots – Paper targets	8.11.1.2
25 m Events – Start of timing	8.6.4.5.1
25 m Events – Timing	8.6.9
25 m Events – Too many shots fired	8.6.6.2.2.1.1
25 m Events – Too many sighting shots fired	8.6.6.2.2.1.2
25 m Events – Unload	8.6.4.5.4
25 m Pistol – Caliber	8.4.3.5
25 m Pistol Events – Complaint concerning failure to display a shot	8.8.4.4
25 m Pistol Events – Individual Ties for places 4 to 8 (Event without Finals)	8.12.2
25 m Pistol Events – Malfunction of a single target	8.8.4.3.4
25 m Pistol Events – Malfunction of Electronic Scoring Target System	8.8.4.3
25 m Pistol Events – Protest concerning a shot value (EST)	8.8.4.5
25 m Pistol Events / shoot-off – Individual Ties for places 1 to 3	8.12.2.6
25 m Standard Pistol – Caliber	8.4.3.5
50 m Pistol – Caliber	8.4.4
50 m Pistol – Competition divided in 2 parts	8.6.4.4.1
50 m Pistol – Elimination Events	8.7.3
50 m Pistol – Hand covers	8.4.4
50 m Pistol – Loading	8.4.4
Accessories	8.4.10
Advantage – unfair advantage over others	8.4.1.1
Advertising	8.4.9.2
Aiming exercises	8.2.5.3
Allocation of Firing Points	8.7.0
Allocation of Firing Points – Rapid Fire Pistol	8.7.4
Allowable Malfunctions – 25 m Events	8.8.3.3.1
Alteration of equipment after control	8.10.8
Ammunition	8.4.8
Annulment of a shot	8.6.6.4.1.4
Annulment of a shot – the shooter did not fire: confirmed	8.6.6.4.1.4.1
Annulment of a shot – the shot is reported by another shooter	8.6.6.4.1.4.2
Appeals	8.13.6
Application of Rules for all Pistol events	8.1.1
Backing Cards 10 m / 25 m / 50 m – Electronic Scoring Targets	8.6.3.5
Backing Targets 25 m – Electronic Scoring Targets	8.6.3.3
Backing Targets 25 m – Electronic Scoring Targets / 1 m behind	8.6.3.3.2
Barrels	8.16.0
Case catchers	8.4.2.6
Center Fire Pistol – Caliber	8.4.3.4
Center line of the bore – 25 m Events	8.4.3.1
Changing or refilling – gas or air cylinder – 10 m Pistol	8.6.5.1.1
Chief Range Officer	8.5.2
Classification Jury – decisions / Electronic Scoring Targets	8.13.4.2.4



Classification Jury – decisions / paper targets	8.13.4.3.3
Classification Jury – electronic scoring targets	8.5.1.6
Clothing Regulations - General	8.4.9
Coaching by a team official	8.9.5.3
Coaching during the competition	8.9.5
Commands LOAD / START – UNLOAD / STOP by Range officials	8.2.7
Commercial marking	8.4.9.2
Compensators	8.16.0
Competition Rules	8.6.4
Complaint concerning failure to display a shot – 10 m / 50 m Pistol	8.8.4.2.3
Complaint concerning failure to display a shot – 25 m Pistol Events	8.8.4.4
Complete the competition – determined by the jury – malfunction	8.8.1.3
Concealed violation of Rules	8.9.6.5.2
Contact shooter – anyone else	8.9.5.1
Contact team official – shooter	8.9.5.2
Continue with an other Pistol – malfunction	8.8.1.4
Control Sheets 25 m – Electronic Scoring Targets	8.6.3.4
Conversation near the firing line	8.9.1
Correcting lenses	8.4.2.3.1
Correction glasses	8.4.2.3.1
Count back situation – transfer the values of excessive shots	8.6.6.2.1.2.3
Course of fire – Elimination Events	8.7.3.1.1
Crossfires	8.6.6.4
Crossfires – 25 m Events	8.6.6.4.3
Crossfires – annulment of a shot	8.6.6.4.1.4
Crossfires – confirmed – scoring	8.6.6.4.1.5
Crossfires – disclaim a crossfire	8.6.6.4.1.1
Crossfires – not confirmed by the Range Officer	8.6.6.4.1.3
Crossfires – scoring	8.6.6.4.1
Crossfires – the shooter did not fire: confirmed by the Range Officer	8.6.6.4.1.2
Decisions of the Classification Jury / Electronic Scoring Targets	8.13.4.2.4
Decisions of the Classification Jury / paper targets	8.13.4.3.3
Deduction of points – 25 m Events – Too many shots fired	8.6.6.2.2.1.1
Deduction of points – 25 m Events – Too many sighting shots fired	8.6.6.2.2.1.2
Deduction of points – coaching	8.9.5.3
Deduction of points – delay of the competition by a shooter	8.9.6.9
Deduction of points – Disturbances – claim not justified	8.6.7.2.2.4
Deduction of points – false information	8.9.6.7
Deduction of points – green card	8.9.6.2
Deduction of points – impeding a shooter	8.9.6.6
Deduction of points – Incorrect Range Commands – 25 m Events	8.6.6.3.3
Deduction of points – Load with more than 5 cartridges	8.6.4.5.3.1
Deduction of points – no sufficiently lowering of the pistol	8.6.1.4
Deduction of points – not able to produce the Start Card	8.6.6.1.4
Deduction of points – open violations of Rules	8.9.6.5.1
Deduction of points – recording on an Incident Report	8.9.6.2



Deduction of points – Release of propellant charge – 10 m Pistol	8.6.4.3.1
Deduction of points – Timing – 25 m Events – claim is not justified	8.6.9.2
Deduction of points – Too many shots per target	8.6.6.2.1.2.1
Deduction of points – unapproved Pistol or equipment	8.6.6.1.1
Deduction of points– Early and late shots – 25 m Events	8.6.6.2.3.1
Delay of the competition by a shooter	8.9.6.9
Disqualification – concealed violations of Rules	8.9.6.5.2
Disqualification – impeding a shooter	8.9.6.6
Disqualification – raising the pistol too soon	8.6.1.4
Disqualification – red card	8.9.6.3
Disqualification – Touch a pistol or a magazine without permission	8.2.7.1
Disqualification – violation of safety rules	8.9.6.8
Disqualification in the Final	8.9.6.3.1
Disturbances	8.6.7
Disturbances – claim justified	8.6.7.1
Disturbances – claim not justified	8.6.7.2
Disturbances – claim not justified – deduction of points	8.6.7.2.2.4
Dry firing	8.2.5.3
Dry firing – definition	8.2.5.3.1
Ear Protection	8.2.8
Electronic Scoring Targets	8.6.3.2
Electronic triggers	8.4.2.4.1
Eligibility of shooters	8.4.9.2
Elimination Events – 50 m Pistol	8.7.3
Elimination Events – formula for the qualification round	8.7.3.1.2
Elimination Events – not qualified shooter	8.7.3.3
Elimination Events – number of relays	8.7.3.2.1
Elimination Events – qualification shooters	8.7.3.1.2
Elimination Events – team matches	8.7.3.2
Elimination Events – tied scores	8.7.3.4
Equipment and ammunition	8.4.0
Equipment Control	8.10.0
Equipment Control – duties of the Organizing Committee	8.10.1
Equipment Control – information of shooters and team officials	8.10.3
Equipment Control – marking of equipment and Pistols	8.10.6
Equipment Control – registration	8.10.5
Equipment Control – reinspection	8.10.8
Equipment Control – responsibility of the shooter	8.10.2
Equipment Control – supervision by the Jury	8.10.4
Equipment Control – validity	8.10.9
Equipment control in interest of safety	8.2.4
Examination by the jury – extra shot – 10 m / 50 m Pistol	8.8.4.2.3.4
Excessive hits – 25 m Events	8.6.8
Exchange of a Pistol	8.6.6.1.2
Extra shot – annulling of the last shot fired – 10 m / 50 m Pistol	8.8.4.2.3.5
Extra shot – directed to fire – 10 m / 50 m Pistol	8.8.4.2.3.2



Extra shot – not displayed on the monitor – 10 m / 50 m Pistol	8.8.4.2.3.8
Extra shot – questioned shot located elsewhere – 10 m / 50 m Pistol	8.8.4.2.3.7
Extra shot – questioned shot not located – 10 m / 50 m Pistol	8.8.4.2.3.6
Extra shot – registered and displayed – 10 m / 50 m Pistol	8.8.4.2.3.3
Extra shot – scoring – 10 m / 50 m Pistol	8.8.4.2.3.5
Extra time to repair a Pistol, granted by the jury – malfunction	8.8.1.2
Eye Protection	8.2.9
False information	8.9.6.8
Final – Disqualification	8.9.6.3.1
Finals – 10 m / 50 m Pistol Announcement of shots	8.14.6.1.5.1
Finals – 10 m / 50 m Pistol Commands	8.14.6.1.5
Finals – 10 m / 50 m Pistol Competition procedures	8.14.6.1
Finals – 10 m / 50 m Pistol Sighting shots	8.14.6.1.1
Finals – 10 m / 50 m Pistol: more than one shot fired after START or before STOP	8.14.6.1.5.3
Finals – 10 m / 50 m Pistol: shots fired before START or after STOP	8.14.6.1.5.2
Finals – 25 m Pistol	8.14.6.3
Finals – Absent Finalists at the starting time	8.14.5.1
Finals – aiming exercises	8.14.6.1.5.5
Finals – allowable malfunction of a Pistol	8.14.9.1
Finals – Competition procedures	8.14.6
Finals – Decisions of tied scores	8.14.8
Finals – delay of Starting time	8.14.5
Finals – discharge of gas in Air Pistol	8.14.4.3
Finals – dry firing	8.14.6.1.5.5
Finals - Events	8.14.1
Finals – Events-Program	8.14.4
Finals – Language	8.14.4
Finals – Malfunction of a single target	8.14.9.3
Finals – Malfunction of all Finals targets	8.14.9.2
Finals – Malfunctions	8.14.9
Finals – non allowable malfunction of a Pistol	8.14.9.1.1
Finals – Number of starters	8.14.2.4
Finals – Preparation	8.14.4.2
Finals – Presentation of Finalists	8.14.4.2
Finals – Protests	8.14.7.1
Finals - Qualification	8.14.2
Finals – Rapid Fire Pistol	8.14.6.2
Finals – Rapid Fire Pistol – More than 6 eligible for the Final	8.14.2.2
Finals – Reporting time	8.14.4.1.1
Finals – Reporting to the range	8.14.4.1
Finals – Results	8.14.7
Finals – Scoring	8.14.7.2
Finals – Starting Positions	8.14.2.5
Finals – Starting time	8.14.5
Finals – Targets	8.14.3



Finals – use of carrier operating systems	8.14.6.1.5.4
Finals in the Olympic Events	8.14.0
Finals –Tied scores 10 m / 50 m Pistol	8.14.8.1
Finals –Tied scores 25 m Pistol	8.14.8.3
Finals –Tied scores Rapid Fire Pistol	8.14.8.2
Firing after the command UNLOAD / STOP	8.2.5.4
Firing before the command LOAD / START	8.2.5.4
Firing Point Allocation	8.7.0
Firing Point Allocation – basic principle	8.7.1
Flash Photography	8.4.1.6
General – Malfunction of a Pistol – repair / information	8.8.1
General Pistol	8.1.0
General Standards for Pistols and equipment	8.4.1
Grips	8.4.2.1
Handling of Pistols – removing of Pistols during the course	8.2.5
Handling of Pistols – safe direction / keeping in a case	8.2.5.6
Handling of Pistols – self discipline	8.2.2
Handling of Targets	8.6.3
Holding of pistol	8.6.1.1
Impeding a shooter	8.9.6.6
Impose of penalties	8.9.6
Incident Report	8.9.7
Incorrect Range Commands – 25 m Events	8.6.6.3
Individual shooters – allocation of firing points	8.7.1.1
Individual Tie – perfect score – Events without Finals	8.12.1
Individual Ties for places 1 to 3 – 25 m Pistol Events / shoot-off	8.12.2.6
Individual Ties for places 4 to 8 – 25 m Pistol Events (Event without Finals)	8.12.2
Individual Ties for places 9 and below	8.12.2.5
Individual Ties for the first 8 places – 10 m / 50 m Pistol (Event without Finals)	8.12.2
Infringements	8.9.6.5
Infringements and Disciplinary Rules	8.6.6
Infringements and Disciplinary Rules – General	8.6.6.1
Interrupted series – Malfunction in 25 m Events	8.8.3.8
Interruptions – 10 m / 50 m Pistol – more than 3 minutes	8.6.5.1.1
Interruptions – 10 m / 50 m Pistol – more than 5 minutes	8.6.5.1.2
Interruptions – 10 m / 50 m Pistol – moving to another firing point	8.6.5.1.2
Interruptions – 25 m / Center Fire Pistol	8.6.5.2.3
Interruptions – Rapid Fire Pistol / Standard Pistol	8.6.5.2.2
Interruptions more than 15 minutes – 25 m Events	8.6.5.2.1
Irregular shots	8.6.6.2
Irregular shots – 10 m / 50 m Pistol	8.6.6.2.1
Juries – Classification Jury / electronic scoring targets	8.5.1.6
Juries – Range Jury	8.5.0
Juries – Target Line Jury / paper targets	8.5.1



Juries – Target Line Jury / paper targets – insert the plug	8.5.1.3
Jury – Time extension by the Jury	8.6.5.1.2
Jury – to slow marking or changing of targets	8.6.3.1.2.2
Keeping a pistol before and during a series	8.6.1.2
Knowledge of the Rules	8.1.2
Late arriving	8.6.6.1.3
Late shots in the Precision Stage – 25 m / Center Fire Pistol	8.6.6.2.3.2
Lay down a Pistol	8.2.5.5
Left-handed shooter – Right-handed shooter	8.1.3
Light filters	8.4.2.3.1
Loading of Pistols	8.2.5.1
Magnum ammunition	8.4.3.4
Malfunction – Complete the competition – determined by the jury	8.8.1.3
Malfunction – Continue with an other Pistol	8.8.1.4
Malfunction – Extra time to repair a Pistol, granted by the jury	8.8.1.2
Malfunction – Maximum time to repair or replace a Pistol	8.8.1.1
Malfunction – Sighting series 25 m Events	8.8.1.6
Malfunction – Substitute Pistol	8.8.1.5
Malfunction of a Pistol – repair / information	8.8.1
Malfunction of a single target – 10 m / 50 m Pistol	8.8.4.2.2
Malfunction of a single target – 25 m Pistol Events	8.8.4.3.4
Malfunction of all targets on a range	8.8.4.1
Malfunction of Electronic Scoring Target System – 25 m Pistol Events	8.8.4.3
Malfunction of Electronic Scoring Target Systems – 10 m / 50 m Pistol	8.8.4.2
Malfunction of Electronic Scoring Target Systems (ESTS)	8.8.4
Malfunctions	8.8.0
Marker – paper targets	8.5.8
Maximum time to repair or replace a Pistol – malfunction	8.8.1.1
Measurement of barrels – 25 m Events	8.4.3.2
Measuring Box	8.4.2.5
Men's events	8.1.4
Mobile Telephones	8.4.1.4
Monitor – Instruction of the shooters	8.6.3.2.1
Monitor – visibility	8.6.3.2.2
Move to a reserve position – 10 m / 50 m Pistol	8.8.4.2.3.8
Muzzle brakes	8.16.0
Non Allowable Malfunctions – 25 m Events	8.8.3.3.2
Not producing the Control Card	8.6.6.1.4
Not qualified shooter – Elimination Events –	8.7.3.3
Note of failure to register or display a shot – 10 m / 50 m Pistol	8.8.4.2.3.1
Number of relays – Elimination Events	8.7.3.2.1
Officials	8.5.0
One pistol of an event– use of pistols	8.4.1.1.1
Open violations of Rules	8.9.6.5.1
Paper targets – 10 m Air Pistol	8.6.3.1.1
Paper targets – 10 m Air Pistol: changing of targets	8.6.3.1.1.1



Paper targets – 10 m Air Pistol: putting behind after 10 shots series	8.6.3.1.1.2
Paper targets – 50 m Pistol	8.6.3.1.2
Paper targets – 50 m Pistol: changing of targets	8.6.3.1.2.1
Paper targets – 50 m Pistol: too slow marking or changing	8.6.3.1.2.2
Paper targets – handling of targets	8.6.3.1
Penalties for Rule violations	8.9.6
Perfect score – Individual Tie – Events without Finals	8.12.1
Pistol Events: see the PISTOL EVENT TABLE 8.15.0	8.6.2
Positions	8.6.1
Preparation Time	8.6.4.1
Preparation Time – duration	8.6.4.1.1
Preparation Time – handling Pistols, dry firing, aiming exercises	8.6.4.1
Preparation Time – sighting targets, pre-competition checks	8.6.4.1
Protest concerning a shot value (EST) – 25 m Pistol Events	8.8.4.5
Protest fee	8.13.1
Protest time	8.13.4.1
Protests and Appeals	8.13.0
Range and Target Standards	8.3.0
Range Jury	8.5.0
Range Officer	8.5.3
Rapid Fire Pistol – Announcement of series	8.6.4.6.4
Rapid Fire Pistol – Caliber	8.4.3.3
Rapid Fire Pistol – Commands	8.6.4.6.5
Rapid Fire Pistol – Electronic Scoring Targets – pause of 1 minute	8.6.4.6.9
Rapid Fire Pistol – Event is held on 1 day – Allocation of Firing Points	8.7.4.3
Rapid Fire Pistol – Event is held on 2 days – Allocation of Firing Points	8.7.4.4
Rapid Fire Pistol – Facing the target after 3 seconds	8.6.4.6.7
Rapid Fire Pistol - Firing Point Allocation	8.7.4
Rapid Fire Pistol – Grips	8.4.3.3.1
Rapid Fire Pistol – Interruptions	8.6.5.2.2
Rapid Fire Pistol – More than 6 eligible for the Final	8.14.2.2
Rapid Fire Pistol – Procedure after any malfunction	8.8.3.6.1
Rapid Fire Pistol – Program	8.6.4.6
Rapid Fire Pistol – Ready Position	8.6.4.6.6
Rapid Fire Pistol – Re-firing in the same time stage	8.6.4.6.3
Rapid Fire Pistol – Scoring Allowable Malfunction	8.8.3.6.1.4
Rapid Fire Pistol – Scoring Non Allowable Malfunction	8.8.3.6.1.5
Rapid Fire Pistol – Shooting on command	8.6.4.6.2
Rapid Fire Pistol – Sighting series	8.6.4.6.1
Rapid Fire Pistol – Start of a series	8.6.4.6.8
Ready Position	8.6.1.3
Ready Position – no sufficiently lowering of the pistol	8.6.1.4
Ready Position – raising the pistol too soon	8.6.1.4
Recording on Incident Report	8.9.7
Register Keeper – paper targets	8.5.4
Re-inspection of a Pistol	8.6.6.1.2.1



Repeating / completing a series – Malfunction in 25 m Events	8.8.3.7
Replacement of a shooter	8.6.4.1.3
Report of failure to register or display a shot – 10 m / 50 m Pistol	8.8.4.2.3.1
Report of the shooter	8.9.4
Report to the jury – extra shot – 10 m / 50 m Pistol	8.8.4.2.3.3
Requirement of Elimination Events	8.7.3.1
Reserve position – 10 m / 50 m Pistol	8.8.4.2.3.8
Resume shooting	8.2.6
Right-handed shooter – Left-handed shooter	8.1.3
Rights of the Jury	8.4.1.1
Rules of conduct for shooters and team officials	8.9.0
Safety	8.2.0
Safety requirements	8.2.1
Scoring – 25 m Events – Paper targets	8.11.1
Scoring – Marking / recording 25 m Events – Paper targets	8.11.3
Scoring – Skid shots 25 m Events – Paper targets	8.11.1.2
Scoring – Supervised by the jury 25 m Events – Paper targets	8.11.2
Scoring officially on the range – 25 m Events – Paper targets	8.11.4
Scoring Procedures - General	8.11.0
Scoring Procedures – Paper targets 10 m / 50 m Pistol	8.11.0
Scoring Procedures – see Technical Rules 6.8.0	8.11.0
Scoring Protests	8.13.4
Scoring Protests – Electronic Scoring Targets	8.13.4.2
Scoring Protests – Paper Targets	8.13.4.3
Second Register Keeper – paper targets	8.5.7
Shooting Events Procedures and Competition Rules	8.6.0
Shoot-off / 25 m Pistol Events – Individual Ties for places 1 to 3	8.12.2.6
Sighting series 25 m Events – malfunction	8.8.1.6
Sights	8.4.2.3
Sign the printer record – Electronic Scoring Targets	8.6.3.2.3
Size of cards for penalties	8.9.6.4
Skid shots – 25 m Events – Paper targets	8.11.1.2
Slow marking or changing: paper targets – 50 m Pistol	8.6.3.1.2.2
Smoking	8.4.1.5
Sound Producing	8.4.1.3
Specific Standards for all 25 m Events	8.4.3
Spirit of the rules	8.4.1.1
Sponsorship	8.4.9.2
Spotting telescopes	8.4.10.1
Standard Pistol – Announcement of series	8.6.4.8.2
Standard Pistol – Commands	8.6.4.8.3
Standard Pistol – Competition divided in 2 parts	8.6.4.8.6
Standard Pistol – Interruptions	8.6.5.2.2
Standard Pistol – Procedure after any malfunction	8.8.3.6.1
Standard Pistol – Program	8.6.4.8
Standard Pistol – Scoring Allowable Malfunction	8.8.3.6.1.4



Standard Pistol – Scoring Non Allowable Malfunction	8.8.3.6.1.5
Standard Pistol – Sighting series	8.6.4.8.1
Standards for all Pistols	8.4.2
Start	8.6.4.1.2
Start (Bib) Numbers	8.4.9.1
Stop shooting	8.2.6
Stop shooting by Jury Member / Range Officer in interest of safety	8.2.3
Substitute Pistol – malfunction	8.8.1.5
Target Line Jury / paper targets	8.5.1
Target Line Jury / paper targets – insert the plug	8.5.1.3
Target Officer – electronic scoring targets	8.5.6.1
Target Officer – paper targets	8.5.6
Target operator	8.5.5
Team leader	8.9.2
Team leader's responsibilities	8.9.3
Team matches – Elimination Events	8.7.3.2
Team Ties	8.12.2
Teams – allocation of firing points	8.7.1.1
Technical Officers – electronic scoring targets	8.5.6.2
Telescopes	8.4.10.1
Tie-Breaking – General	8.12.0
Tie-Breaking – Olympic events with Finals	8.12.0
Tied scores – Elimination Events	8.7.3.4
Time extension by the Jury – marking on the score card /score board	8.6.5.3
Time extension by the Jury – moving to another firing point	8.6.5.1.2
Time extension by the Jury – stop firing more than 5 minutes	8.6.5.1.2
Time extension by the Jury – to slow marking or changing of targets	8.6.3.1.2.2
Timing – 25 m Events	8.6.9
Timing – 25 m Events – Claim after finishing a series	8.6.9.5
Timing – 25 m Events – claim is justified	8.6.9.1
Timing – 25 m Events – claim is not justified	8.6.9.2
Timing – 25 m Events – claim is not justified – deduction of points	8.6.9.2
Timing – 25 m Events – The shooter fired a shot	8.6.9.3
Timing – 25 m Events – The shooter fires a shot(s) and stops	8.6.9.4
Too many shots fired – 25 m Events	8.6.6.2.2.1.1
Too many shots per target – transfer the values of excessive shots	8.6.6.2.1.2.2
Too many sighting shots fired – 25 m Events	8.6.6.2.2.1.2
Touch a pistol or a magazine without permission	8.2.7.1
Transfer the values of excessive shots – count back situation	8.6.6.2.1.2.3
Transfer the values of excessive shots – too many shots per target	8.6.6.2.1.2.2
Trigger Pull – Measurement	8.4.2.4.2
Trigger Pull – Measurement – 3 attempts	8.4.2.4.2.1
Trigger Pull – Measurement – random checks	8.4.2.4.2.3
Trigger Pull – test weight on the range - available to the shooters	8.4.2.4.2.2
Unapproved Pistol or equipment	8.6.6.1.1
Unfair advantage over others	8.4.1.1



Use of pistols – one pistol of an event	8.4.1.1.1
Verbal Protests	8.13.2
Verifying of Pistols	8.2.5.2
Violation of safety rules	8.9.6.8
Warning – expressed in terms – yellow card	8.9.6.1
Warning – recording on an Incident Report	8.9.6.1
Wind flags	8.4.1.2
Withdrawing of a shooter	8.6.4.1.3
Women's events	8.1.4
Wrist – visible free of support	8.6.1.1
Written Protests	8.13.3
22PISTOL_2001_4th/02/03	